


Anexa 1

CUMULAT

BILANȚ
la data de 30,06,2017

| cod 01 | | | -lei- | |
|-------------|--------------------------------------------------------------------------------------------------------------------------------------------------------------|-------------|-----------------------------|--------------------------------|
| NR. CRT. | DENUMIREA INDICATORILOR | Cod rând | Sold la începutul anului | Sold la sfârșitul perioadei |
| A | B | C | 1 | 2 |
| A. | ACTIVE | 01 | X | X |
| | ACTIVE NECURENTE | 02 | X | X |
| 1. | Active fixe necorporale (ct.203+205+206+208+233-280-290-293*) | 03 | 3.888.945 | 3.632.193 |
| 2. | Instalații tehnice, mijloace de transport, animale, plantații, mobilier, aparatură birotică și alte active corporale (ct.213+214+231-281-291-293*) | 04 | 133.146.560 | 169.164.604 |
| 3. | Terenuri și clădiri (ct.211+212+231-281-291-293*) | 05 | 22.454.326.169 | 22.496.765.645 |
| 4. | Alte active nefinanciare (ct.215) | 06 | - | - |
| 5. | Active financiare necurente (investiții pe termen lung) peste un an (ct.260+265+2671+2672+2673+2674+2675+ 2678-296) din care: | 07 | 181.705.908 | 206.827.497 |
| | Titluri de participare (ct.260-296) | 08 | 181.636.044 | 206.821.044 |
| 6. D | Creante necurente – sume ce urmează a fi încasate după o perioadă mai mare de un an (ct.4112+4118+4132+4282+4612 +4619– 4912 - 4962) din care: | 09 | 1.293.617 | 1.229.348 |



| A | B | C | 1 | 2 |
|----|--------------------------------------------------------------------------------------------------------------------------------------------------------------------------------|------|----------------|----------------|
| | Creante comerciale necurente – sume ce urmează a fi încasate după o perioada mai mare de un an (ct 4112+4118+4132+4612-4912 - 4962) | 10 | 301.979 | 161.921 |
| 7. | TOTAL ACTIVE NECURENTE (rd.03+04+05+06+07+09) | 15 | 22.774.361.199 | 22.877.619.287 |
| | ACTIVE CURENTE | 18 | X | X |
| 1. | Stocuri (ct.301+302+303+304+305+307+309+331+332+341+345+346+347+349+351+354+356+ 357+358+359+361+371+381+/-348+/-378-391-392-393-394-395-396-397-398-4428) | 19 | 101.019.795 | 95.365.718 |
| 2. | Creanțe curente – sume ce urmează a fi încasate într-o perioadă mai mică de un an- | 20 | X | X |
| D | Creanțe din operațiuni comerciale, avansuri și alte decontări (ct.232+234+409+4111+4118+413+418+425+4282+ 4611 + 4619+473**+481+483+489 - 4911- 4961+5128) din care: | 21 | 442.231.639 | 105.046.331 |
| | Creanțe comerciale și avansuri (ct.232+234+409+ 4111+4118 +413 +418+4611-4911-4961)din care | 22 | 87.485.313 | 97.693.802 |
| | Avansuri acordate(ct 232+234+409) | 22,1 | - | 212.499 |
| | Creanțe bugetare (ct.431**+437**+4424+ 4428**+ 444 **+ 446**+4482+ 461+463+ 464 +465+4664 +4665+4669+481** - 497) din care: | 23 | 216.808.131 | 265.283.366 |
| | Creanțele bugetului general consolidat (ct.463+464+465+4664+4665+4669 - 497) | 24 | 192.634.794 | 236.504.936 |

| A | B | C | 1 | 2 |
|----|---------------------------------------------------------------------------------------------------------------------------------------------------------------------------------------------------------------------------------------------------------------------------------------------------------------------------------------------------------------|------|-------------|-------------|
| | Creanțe din operațiuni cu fonduri externe nerambursabile și fonduri de la buget (ct.4501+4503+4505+4507+4511+4513+4515 +4531+4541+4543+4545+4551+4553+4561 +4563 +4571+4572+4573+4575+4581+4583+4613+473** +474+476) din care: | 25 | 953.337 | 748.682 |
| | Sume de primit de la Comisia Europeană (ct.4501+4503+4505+4507) | 26 | - | - |
| | Împrumuturi pe termen scurt acordate (ct.2671+2672+2673+2674+2675+2676 +2678 +2679 +4681+ 4682 +4683+4684+ 4685+4686+ 4687 +4688+ 4689 + 469) | 27 | - | 15.307.608 |
| | Total creanțe curente (rd. 21+23+25+27) | 30 | 659.993.107 | 386.385.987 |
| 3. | Investiții pe termen scurt (ct.505-595) | 31 | - | - |
| 4. | Conturi la trezorerii și instituții de credit : | 32 | X | X |
| | Conturi la trezorerie, casă, alte valori, avansuri de trezorerie (ct.510+5121+5125+5131+5133+5141+5151+5153 +5161+5171+5201+5211+5212+5221 +5222+523++5251+5252+5253+526+527+ 528+5291+5292 +5293+5294 +5299 +5311 +550 +551 +552 +553 +554 +555 +556+557+5581+5582+5591+5601+5602+561+562+5711+5712+5713+5714+5741+5742+5743+5744+5751+5753+5754-770) | 33 | 43.477.467 | 45.146.689 |
| | Dobanda de incasat,alte valori,avansuri de trezorerie(ct.5187+532+542) | 33,1 | 304.891 | 281.724 |
| | depozite (ct. 5153+5187+5222+5602+5714+5744) | 34 | x | x |


| A | B | C | 1 | 2 |
|----|-------------------------------------------------------------------------------------------------------------------------------------------------------------------------------------------------------------------------------------------------|-------------|----------------|----------------|
| | Conturi la instituții de credit, casă, avansuri de trezorerie (ct.5112+5121+5124+5125+5131+5132+5141+ 5142+ 5151+5152+5153+5161 +5162+5171+510+5172 +529 +5314+5411+5412+ 550+555+557+ 558+559+5601 +5602+561+562) din care: | 35 | 3.591.985 | 3.598.916 |
| | Dobanda de incasat, avans de trezorerie(ct5187+542) | 35,1 | - | 2.525 |
| | depozite (ct. 5153+5187+5602) | 36 | x | x |
| | Total disponibilități (rd.33+33,1+35+35,1) | 40 | 47.374.343 | 49.029.854 |
| 5 | Conturi de disponibilități ale Trezoreriei Centrale (ct.5126+5127+5201+5202+5203+5241+5242 +5243) | 41 | - | - |
| | Dobanda de incasat(ct 5187) | 41,1 | - | - |
| 6 | Cheltuieli în avans (ct. 471) | 42 | 2.816.364 | 113.520 |
| 7 | TOTAL ACTIVE CURENTE (rd.19+30+31+40+41+42) | 45 | 811.203.609 | 530.895.079 |
| 8 | TOTAL ACTIVE (rd.15+45) | 46 | 23.585.564.808 | 23.408.514.366 |
| B. | DATORII | 50 | X | X |
| | DATORII NECURENTE- sume ce urmează a fi plătite după-o perioadă mai mare de un an | 51 | X | X |

| A | B | C | 1 | 2 |
|-----|---------------------------------------------------------------------------------------------------------------------------------------------|-------------|--------------------|--------------------|
| 1 | Sume necurente- sume ce urmează a fi plătite după o perioadă mai mare de un an (ct.269+401+403+4042+405+4622+509) din care: | 52 | 1.412.748 | 1.673.669 |
| | Datorii comerciale (ct.401+403+ 4042+405+4622) | 53 | 31.562 | 146.012 |
| 2 | Împrumuturi pe termen lung (ct.1612+1622+1632+1642+1652+1661+1662+ 1672-169) | 54 | 203.739.277 | 188.830.620 |
| 3 | Provizioane (cont 151) | 55 | 20.181.823 | 21.177.782 |
| | TOTAL DATORII NECURENTE (rd.52+54+55) | 58 | 225.333.848 | 211.682.071 |
| | DATORII CURENTE - sume ce urmează a fi plătite într-o perioadă de până la un an | 59 | X | X |
| 1 | Datorii comerciale, avansuri și alte decontări (ct.401+403+4041+405+408+419+4621+473+481 + 483+ 489+ 269+509+5128) din care: | 60 | 409.099.886 | 117.590.581 |
| | Decontari privind incheierea executiei bugetului de stat din anul curent (Ct.4890201) | 60,1 | 3.764.495 | - |
| | Datorii comerciale și avansuri (ct. 401+403+4041+405+408+419+4621) | 61 | 63.028.241 | 82.067.287 |
| | Avansuri primite(ct 419) | 61,1 | - | - |
| 2 c | Datorii către bugete (ct431+437+ .440+441+4423+4428+444+446+ 4481+4555+4620109+4671+4672+4673+4674+4675+ 4679 +473+481) din care: | 62 | 52.655.589 | 21.747.065 |
| | Datoriile instituțiilor publice către bugete (ct.431+437+4423+4428+444+446+4481)din care | 63 | x | x |

| A | B | C | 1 | 2 |
|---|-------------------------------------------------------------------------------------------------------------------------------------------------------------|------|------------|------------|
| | Contributii sociale(ct 431+437) | 63,1 | 6.854.795 | 9.328.302 |
| | Sume datorate bugetului din Fonduri externe nerambursabile (ct.4555) | 64 | - | - |
| 3 | Datoriile din operațiuni cu Fonduri externe nerambursabile și fonduri de la buget, alte datorii către alte organisme internaționale | 65 | 227.872 | 239.136 |
| | (ct.4502+4504+4506+4512+4514+4516+4521 +4522+4532+4542+4544+4546+4552+4554 +4564+ 4584+ 4585+459+462+473+476) | | - | - |
| | din care: sume datorate Comisiei Europene (ct.4502+4504+4506+459+462) | 66 | - | 650 |
| 4 | Împrumuturi pe termen scurt- sume ce urmează a fi plătite într-o perioadă de până la un an (ct.5186+5191+5192+5193+5194+5195+5196+ 5197+5198) | 70 | - | 15.307.608 |
| 5 | Împrumuturi pe termen lung – sume ce urmează a fi plătite în cursul exercițiului curent (ct.1611+1621+1631+1641+1651+1661+1662 +1671 +168-169) | 71 | 82.803.550 | 78.606.655 |
| 6 | Salariile angajaților (ct.421+423+426+4271+4273+4281) | 72 | 22.195.521 | 26.321.493 |
| 7 | Alte drepturi cuvenite altor categorii de persoane (pensii, indemnizații de șomaj, burse) (ct.422+424+426+4272+4273+429+438)din care: | 73 | 1.702.764 | 1.947.708 |
| | Pensii,indemnizatii de somaj,burse(ct 422+424+429) | 73,1 | x | x |
| 8 | Venituri în avans (ct.472) | 74 | 502.021 | 1.074.060 |
| 9 | Provizioane (ct. 151) | 75 | 2.562.876 | 2.743.374 |

| A | B | C | 1 | 2 |
|----|--------------------------------------------------------------------------------------------------|----|----------------|----------------|
| 10 | TOTAL DATORII CURENTE (rd.60+62+65+70+71+72+73+74+75) | 78 | 571.750.079 | 265.577.680 |
| 11 | TOTAL DATORII (rd.58+78) | 79 | 797.083.927 | 477.259.751 |
| 12 | ACTIVE NETE = TOTAL ACTIVE – TOTAL DATORII = CAPITALURI PROPRII (rd.80= rd.46-79 = rd.90) | 80 | 22.788.480.881 | 22.931.254.615 |
| C. | CAPITALURI PROPRII | 83 | X | x |
| 1. | Rezerve, fonduri (ct.100+101+102+103+104+105+106+ 132+133+135+1391+1392+1393+ 1394+1396+1399) | 84 | 22.291.058.024 | 22.401.198.251 |
| 2. | Rezultatul reportat (ct.117- sold creditor) | 85 | 574.881.327 | 505.427.190 |
| 3. | Rezultatul reportat (ct.117- sold debitor) | 86 | - | - |
| 4. | Rezultatul patrimonial al exercitiului (ct.121- sold creditor) | 87 | (77.458.470) | 24.629.174 |
| 5. | Rezultatul patrimonial al exercitiului (ct.121- sold debitor) | 88 | - | - |
| 6 | TOTAL CAPITALURI PROPRII (rd.84+85-86+87-88) | 90 | 22.788.480.881 | 22.931.254.615 |

Conducătorul instituției



Conducătorul compartimentului
financiar-contabil

G-

Cumulat-Total plati restante

Anexa 30b

40

PLATI RESTANTE la data de 30 06 2017

| DENUMIREA INDICATOR | NR.RD | Sold la inceputul anului | Sold la finele perioadei | |
|-----------------------------------------------------------------------------------------------------------------------------------------------------------------------|-------|--------------------------------|--------------------------|------------------------------------------------------------|
| | | | TOTAL | aferent sumelor angajate cu prevederi bugetare |
| | B | 1 | 2 | 3 |
| PLĂȚI RESTANTE-TOTAL (rd.150+300), din care: | | | | |
| -sub 30 de zile (rd.151+301) | 1 | 7.513.622 | 8.587.982 | 8.587.982 |
| -peste 30 de zile (rd.152+302) | 2 | 4.653.789 | 4.469.396 | 4.469.396 |
| -peste 90 de zile (rd.153+303) | 3 | 830.806 | 2.358.403 | 2.358.403 |
| -peste 120 zile (rd.154+304) | 4 | 247.283 | 388.200 | 388.200 |
| -peste 1 an (rd.155+305) | 5 | 1.767.128 | 1.357.367 | 1.357.367 |
| | 6 | 14.616 | 14.616 | 14.616 |
| PLĂȚI RESTANTE-TOTAL SECȚIUNEA DE FUNCȚIONARE (rd.160+170+240+250+270+280+290), din care: | | | | |
| -sub 30 de zile (rd.161+171+241+251+271+281+291) | 151 | 5.855.133 | 7.443.245 | 7.443.245 |
| -peste 30 de zile (rd.162+172+242+252+272+282+292) | 152 | 3.009.916 | 3.380.646 | 3.380.646 |
| -peste 90 de zile (rd.163+173+243+253+273+283+293) | 153 | 830.806 | 2.317.032 | 2.317.032 |
| -peste 120 zile (rd.165+174+245+257+274+284+294) | 154 | 247.283 | 388.200 | 388.200 |
| -peste 1 an (rd.166+175+246+258+275+285+295) | 155 | 1.767.128 | 1.357.367 | 1.357.367 |
| | | 0 | 0 | 0 |
| Plăți restante către furnizori, creditori din operații comerciale (ct.4010100, ct.4030100, ct.4620101, ct.4620109) (rd.161+162+163+165+166), din care: | | | | |
| -sub 30 de zile | | 5.855.133 | 5.881.382 | 5.881.382 |
| -peste 30 de zile | 161 | 3.009.916 | 2.307.955 | 2.307.955 |
| -peste 90 de zile din care: | 162 | 830.806 | 1.827.860 | 1.827.860 |
| -(ct.4620101, ct.4620109) | 163 | 247.283 | 388.200 | 388.200 |
| | 164 | 0 | 0 | 0 |

| | | | | |
|----------------------------------------------------------------------------------------------------------------------------------------------------------------------------------------------------------------|-----|-----------|-----------|-----------|
| -peste 120 zile | 165 | 1.767.128 | 1.357.367 | 1.357.367 |
| -peste 1 an | 166 | 0 | 0 | 0 |
| Plăți restante față de bugetul general consolidat (4310100,4310200,4310300,4310400,4310500,4310700,4370100,4370200,4370300,4420300,4440000,4460000,4480100) (rd.171+172+173+174+175), din care: | | | | |
| | 170 | 0 | 764.816 | 764.816 |
| -sub 30 de zile | 171 | 0 | 275.644 | 275.644 |
| -peste 30 de zile | 172 | 0 | 489.172 | 489.172 |
| -peste 90 de zile | 173 | 0 | 0 | 0 |
| -peste 120 zile | 174 | 0 | 0 | 0 |
| -peste 1 an | 175 | 0 | 0 | 0 |
| Plăți restante față de salariați (drepturi salariale) (ct.4210000, ct. 4230000, ct.4260000, ct.4270100, ct.4270300, ct.4280101) (rd.241+242+243+245+246), din care: | | | | |
| | 240 | 0 | 797.047 | 797.047 |
| -sub 30 de zile | 241 | 0 | 797.047 | 797.047 |
| -peste 30 de zile | 242 | 0 | 0 | 0 |
| -peste 90 de zile | 243 | 0 | 0 | 0 |
| -din care ct.(4270100+4270300) | 244 | 0 | 0 | 0 |
| -peste 120 zile | 245 | 0 | 0 | 0 |
| -peste 1 an | 246 | 0 | 0 | 0 |
| Plăți restante față de alte categorii de persoane, (ct.4270300, ct.4290000, ct.4380000) (rd.251+252+253+257+258), din care: | | | | |
| | 250 | 0 | 0 | 0 |
| -sub 30 de zile : | 251 | 0 | 0 | 0 |
| -peste 30 de zile : | 252 | 0 | 0 | 0 |
| -peste 90 de zile din care:(rd.254+255+256) | 253 | 0 | 0 | 0 |
| -ct.(4270300) | 254 | 0 | 0 | 0 |
| -ct.(4290000) | 255 | 0 | 0 | 0 |
| -ct.(4380000) | 256 | 0 | 0 | 0 |
| -peste 120 zile | 257 | 0 | 0 | 0 |
| -peste 1 an | 258 | 0 | 0 | 0 |


| | | | | |
|------------------------------------------------------------------------------------------------------------------------------------------------------------------------------------------------------------------------------------------------------------------------------------------------------------------------------------------------|-----|-----------|-----------|-----------|
| împrumuturi nerambursate la scadență, (ct.1610100, ct.1620100, ct.1630100, ct. 1650100, ct.1670101, ct. 1670102, ct. 1670103, ct. 1670108, ct. 1670109, ct.1690100, ct. 5190101, ct.5190102, ct.5190105, ct.5190106, ct.5190107, ct.5190108, 5190109, 5190110, ct.5190180, 5190190) (rd.271+272+273+274+275), din care: | 270 | 0 | 0 | 0 |
| -sub 30 de zile | 271 | 0 | 0 | 0 |
| -peste 30 de zile | 272 | 0 | 0 | 0 |
| -peste 90 de zile | 273 | 0 | 0 | 0 |
| -peste 120 zile | 274 | 0 | 0 | 0 |
| -peste 1 an | 275 | 0 | 0 | 0 |
| Dobânzi restante, din care: (afereente celor de la rd.270), (ct.1680100, ct.1680200, ct. 1680300, ct.1680500, ct.1680701, ct.1680702, ct. 1680703, ct. 1680708, ct. 1680709, ct.5180605, ct. 5180606, ct.5180608, ct. 5180609 , ct. 5180800) (rd.281+282+283+284+285), din care: | 280 | 0 | 0 | 0 |
| -sub 30 de zile | 281 | 0 | 0 | 0 |
| -peste 30 de zile | 282 | 0 | 0 | 0 |
| -peste 90 de zile | 283 | 0 | 0 | 0 |
| -peste 120 zile | 284 | 0 | 0 | 0 |
| -peste 1 an | 285 | 0 | 0 | 0 |
| Creditori bugetari (ct 4620109,ct.4670200,) (rd 291+292+293+294+295), din care: | 290 | 0 | 0 | 0 |
| -sub 30 de zile | 291 | 0 | 0 | 0 |
| -peste 30 de zile | 292 | 0 | 0 | 0 |
| -peste 90 de zile | 293 | 0 | 0 | 0 |
| -peste 120 zile | 294 | 0 | 0 | 0 |
| -peste 1 an | 295 | 0 | 0 | 0 |
| PLAȚI RESTANTE-TOTAL SECȚIUNEA DEZVOLTARE (rd.310+320+330), din care: | 300 | 1.658.489 | 1.144.737 | 1.144.737 |
| -sub 30 de zile (rd. 311+321+331) | 301 | 1.643.873 | 1.088.750 | 1.088.750 |
| -peste 30 de zile (rd.312+322+332) | 302 | 0 | 41.371 | 41.371 |
| -peste 90 de zile (rd.313+323+333) | 303 | 0 | 0 | 0 |
| -peste 120 zile (rd. 315+324+334) | 304 | 0 | 0 | 0 |
| -peste 1 an (rd 316+325+335) | 305 | 14.616 | 14.616 | 14.616 |

| | | | | |
|---------------------------------------------------------------------------------------------------------------------------------------------------------------------------------------------------------------------------------------------------------------------------------------------------------------------------------------------|-----|-----------|-----------|-----------|
| Plăți restante către furnizori, creditori din operații comerciale (ct.4040100, ct.4050100, ct. 4620101, ct. 4620103, ct. 4620109) (rd.311+312+313+315+316), din care: | | 1.658.489 | 1.144.737 | 1.144.737 |
| -sub 30 de zile | 311 | 1.643.873 | 1.088.750 | 1.088.750 |
| -peste 30 de zile | 312 | 0 | 41.371 | 41.371 |
| -peste 90 de zile din care: | 313 | 0 | 0 | 0 |
| -(ct.4620101, ct. 4620103, ct. 4620109) | 314 | 0 | 0 | 0 |
| -peste 120 zile | 315 | 0 | 0 | 0 |
| -peste 1 an | 316 | 14.616 | 14.616 | 14.616 |
| Împrumuturi nerambursate la scadență (ct.1610100, ct.1620100, ct.1630100, ct. 1650100, ct.1670101, ct. 1670102, ct. 1670103, ct. 1670108, ct.1670109, ct.1690100, ct. 5190101, ct. 5190102, ct.5190105, ct.5190106, ct.5190107, ct.5190108, ct. 5190110, ct.5190180, ct. 5190190) (rd.321+322+323+324+325), din care: | | 0 | 0 | 0 |
| -sub 30 de zile | 320 | 0 | 0 | 0 |
| -peste 30 de zile | 321 | 0 | 0 | 0 |
| -peste 90 de zile | 322 | 0 | 0 | 0 |
| -peste 120 zile | 323 | 0 | 0 | 0 |
| -peste 1 an | 324 | 0 | 0 | 0 |
| -peste 1 an | 325 | 0 | 0 | 0 |
| Dobânzi restante, din care: (aferente celor de la rd.320), (ct.1680100, ct.1680200, ct. 1680300, ct.1680500, ct.1680701, ct. 1680702, ct.1680703, ct. 1680708, ct. 1680709, ct. 5180605, ct. 5180606, 5180608, ct. 5180609, ct. 5180800) (rd331+332+333+334+335), din care: | | 0 | 0 | 0 |
| -sub 30 de zile | 330 | 0 | 0 | 0 |
| -peste 30 de zile | 331 | 0 | 0 | 0 |
| -peste 90 de zile | 332 | 0 | 0 | 0 |
| -peste 120 zile | 333 | 0 | 0 | 0 |
| -peste 1 an | 334 | 0 | 0 | 0 |
| -peste 1 an | 335 | 0 | 0 | 0 |

Conducatorul institutiei

Conducatorul compartimentului
finanțiar-contabil

NICOLAE



RAMONA, CLAUDIA ȘTEFĂNĂ

ȘEF SERV. BUDGET

RAMONA, RAMONA

[Handwritten signature]

ȘEF BIROU CMB

ELENA GOIA

[Handwritten signature]

[Handwritten signature]

| Capi- tol | Sub- capi- tol | Pa- ra- graf | Gru- pa / Titlu | Ar- ti- col | Al- ne- at | Denumire indicator | Credite de angajament | Credite bugetare | | Angajamente bugetare | Angajamente legale | Plati efectuate | Angajamente legale de platit | Cheltuieli efective |
|--------------|----------------------|--------------------|-----------------------|-------------------|------------------|----------------------------------------------------------------------------------|--------------------------|--------------------------------------------------------------|--------------------------|-------------------------|-----------------------|--------------------|------------------------------------|------------------------|
| | | | | | | | | anuale aprobate la finele perioadei de raportare | trimestriale cumulate | | | | | |
| A | | | | | | B | 1 | 2 | 3 | 4 | 5 | 6 | 7=5-6 | 8 |
| | | | | | | RECUPERATE IN ANUL CURENT | | -138.450 | -138.450 | -98.449 | -98.449 | -98.449 | | |
| | | | 85 | | | Titlul XIX PLATI EFECTUATE IN ANII PRECEDENTI SI RECUPERATE IN ANUL CURENT | | -138.450 | -138.450 | -98.449 | -98.449 | -98.449 | | |
| | | | 85 | 01 | | Plati efectuate in anii precedenti si recuperate in anul curent | | -138.450 | -138.450 | -98.449 | -98.449 | -98.449 | | |
| | | | 85 | 01 | 02 | Plati efectuate in anii precedenti si recuperate in anul curent (SD) | | -138.450 | -138.450 | -98.449 | -98.449 | -98.449 | | |
| 5402 | | | | | | ALTE SERVICII PUBLICE GENERALE | | 96.000 | 78.000 | | | | | |
| | | | 01 | | | CHELTUIELI CURENTE | | 96.000 | 78.000 | | | | | |
| | | | 51 | | | TITLUL VI TRANSFERURI INTRE UNITATI ALE ADMINISTRATIEI PUBLICE | | 96.000 | 78.000 | | | | | |
| | | | 51 | 02 | | Transferuri de capital | | 96.000 | 78.000 | | | | | |
| | | | 51 | 02 | 29 | Alte transferuri de capital catre instituti publice | | 96.000 | 78.000 | | | | | |
| 6000 | 02 | | | | | Partea II-a APARARE, ORDINE PUBLICA SI SIGURANTA NATIONALA | | 5.495.220 | 5.495.220 | 323.660 | 323.660 | 323.660 | | 198.112 |
| 6102 | | | | | | ORDINE PUBLICA SI SIGURANTA NATIONALA | | 5.495.220 | 5.495.220 | 323.660 | 323.660 | 323.660 | | 198.112 |
| | | | 70 | | | CHELTUIELI DE CAPITAL | | 5.495.220 | 5.495.220 | 323.660 | 323.660 | 323.660 | | 198.112 |
| | | | 71 | | | TITLUL XIII ACTIVE NEFINANCIARE | | 5.495.220 | 5.495.220 | 323.660 | 323.660 | 323.660 | | 198.112 |
| | | | 71 | 01 | | Active fixe | | 5.495.220 | 5.495.220 | 323.660 | 323.660 | 323.660 | | 198.112 |
| | | | 71 | 01 | 01 | Constructii | | | | | | | | 41 |
| | | | 71 | 01 | 02 | Masini, echipamente si mijloace de transport | | 1.738.660 | 1.738.660 | 85.528 | 85.528 | 85.528 | | 98.632 |
| | | | 71 | 01 | 03 | Mobilier, aparatura birotica si alte active corporale | | 3.686.560 | 3.686.560 | 168.532 | 168.532 | 168.532 | | 87.662 |
| | | | 71 | 01 | 30 | Alte active fixe (inclusiv reparatii capitale) | | 70.000 | 70.000 | 69.600 | 69.600 | 69.600 | | 11.777 |

| Capi- tol | Sub- capi- tol | Pa- ra- graf | Gru- pa / Titlu | Ar- ti- col | Ali- ne- at | Denumire indicator | Credite de angajament | Credite bugetare | | Angajamente bugetare | Angajamente legale | Plati efectuate | Angajamente legale de platit | Cheltuieli efective |
|--------------|----------------------|--------------------|-----------------------|-------------------|-------------------|----------------------------------------------------------------------------------------------|--------------------------|--------------------------------------------------------------|--------------------------|-------------------------|-----------------------|--------------------|------------------------------------|------------------------|
| | | | | | | | | anuale aprobate la finele perioadei de raportare | trimestriale cumulate | | | | | |
| A | | | | | | B | 1 | 2 | 3 | 4 | 5 | 6 | 7=5-6 | 8 |
| | | | | | | din domeniul sanatatii | | 27.192.490 | 18.483.970 | 5.417.920 | 5.417.920 | 5.417.920 | | |
| | | | 56 | | | TITLUL VIII PROIECTE CU FINANTARE DIN FONDURI EXTERNE NERAMBURSABILE (FEN) POSTADERARE | | | | | | | | 36.324 |
| | | | 56 | 01 | | Programe din Fondul European de Dezvoltare Regionala (FEDR) | | | | | | | | 36.324 |
| | | | 56 | 01 | 02 | Finantarea externa nerambursabila | | | | | | | | 36.324 |
| | | | 70 | | | CHELTUIELI DE CAPITAL | | 29.751.410 | 20.384.300 | 4.248.121 | 4.248.121 | 4.248.121 | | 771.575 |
| | | | 71 | | | TITLUL XIII ACTIVE NEFINANCIARE | | 29.751.410 | 20.384.300 | 4.248.121 | 4.248.121 | 4.248.121 | | 771.575 |
| | | | 71 | 01 | | Active fixe | | 29.751.410 | 20.384.300 | 4.248.121 | 4.248.121 | 4.248.121 | | 771.575 |
| | | | 71 | 01 | 01 | Constructii | | 28.443.650 | 19.380.650 | 4.248.121 | 4.248.121 | 4.248.121 | | 36.324 |
| | | | 71 | 01 | 02 | Masini, echipamente si mijloace de transport | | | | | | | | 714.692 |
| | | | 71 | 01 | 03 | Mobilier, aparatura birotica si alte active corporale | | | | | | | | 17.093 |
| | | | 71 | 01 | 30 | Alte active fixe (inclusiv reparatii capitale) | | 1.307.760 | 1.003.650 | | | | | 3.466 |
| | | | 84 | | | PLATI EFECTUATE IN ANII PRECEDENTI SI RECUPERATE IN ANUL CURENT | | -460.000 | -460.000 | -457.668 | -457.668 | -457.668 | | |
| | | | 85 | | | Titlu XIX PLATI EFECTUATE IN ANII PRECEDENTI SI RECUPERATE IN ANUL CURENT | | -460.000 | -460.000 | -457.668 | -457.668 | -457.668 | | |
| | | | 85 | 01 | | Plati efectuate in anii precedenti si recuperate in anul curent | | -460.000 | -460.000 | -457.668 | -457.668 | -457.668 | | |
| | | | 85 | 01 | 02 | Plati efectuate in anii precedenti si recuperate in anul curent (SD) | | -460.000 | -460.000 | -457.668 | -457.668 | -457.668 | | |
| 6702 | | | | | | CULTURA, RECREERE SI RELIGIE | | 17.435.920 | 7.016.960 | 454.087 | 454.087 | 385.990 | 68.097 | 6.350.049 |
| | | | 01 | | | CHELTUIELI CURENTE | | 1.030.000 | 30.000 | | | | | |


| Capi- tol | Sub- capi- tol | Pa- ra- graf | Gru- pa / Titlu | Ar- ti- col | Ali- ne- at | Denumire indicator | Credite de angajament | Credite bugetare | | Angajamente bugetare | Angajamente legale | Plati efectuate | Angajamente legale de platit | Cheltuieli efective |
|--------------|----------------------|--------------------|-----------------------|-------------------|-------------------|-------------------------------------------------------------------------------|--------------------------|--------------------------------------------------------------|--------------------------|-------------------------|-----------------------|--------------------|------------------------------------|------------------------|
| | | | | | | | | anuale aprobate la finele perioadei de raportare | trimestriale cumulate | | | | | |
| A | | | | | | B | 1 | 2 | 3 | 4 | 5 | 6 | 7=5-6 | 8 |
| | | | 51 | | | TITLUL VI TRANSFERURI INTRE UNITATI ALE ADMINISTRATIEI PUBLICE | | 1.000.000 | | | | | | |
| | | | 51 | 02 | | Transferuri de capital | | 1.000.000 | | | | | | |
| | | | 51 | 02 | 29 | Alte transferuri de capital catre institutii publice | | 1.000.000 | | | | | | |
| | | | 56 | | | TITLUL VIII PROIECTE CU FINANTARE DIN FONDURI EXTERNE NERAMBURSABILE (FEN) | | | | | | | | |
| | | | | | | POSTADERARE | | 30.000 | 30.000 | | | | | |
| | | | 56 | 15 | | Alte programe comunitare finantate in perioada 2007-2013 | | 30.000 | 30.000 | | | | | |
| | | | 56 | 15 | 01 | Finantare nationala | | 13.000 | 13.000 | | | | | |
| | | | 56 | 15 | 02 | Finantarea externa nerambursabila | | 17.000 | 17.000 | | | | | |
| | | | 70 | | | CHELTUIELI DE CAPITAL | | 16.405.920 | 6.986.960 | 454.087 | 454.087 | 385.990 | 68.097 | 6.350.049 |
| | | | 71 | | | TITLUL XIII ACTIVE NEFINANCIARE | | 16.405.920 | 6.986.960 | 454.087 | 454.087 | 385.990 | 68.097 | 6.350.049 |
| | | | 71 | 01 | | Active fixe | | 16.325.920 | 6.986.960 | 454.087 | 454.087 | 385.990 | 68.097 | 6.346.674 |
| | | | 71 | 01 | 01 | Constructii | | 11.395.701 | 4.091.490 | 53.348 | 53.348 | 53.348 | | 22.410 |
| | | | 71 | 01 | 02 | Masini, echipamente si mijloace de transport | | 2.144.050 | 1.548.020 | 175.097 | 175.097 | 175.097 | | 462.497 |
| | | | 71 | 01 | 03 | Mobilier, aparatura birotica si alte active corporale | | 281.190 | 281.190 | 72.027 | 72.027 | 4.918 | 67.109 | 114.797 |
| | | | 71 | 01 | 30 | Alte active fixe (inclusiv reparatii capitale) | | 2.504.979 | 1.066.260 | 153.615 | 153.615 | 152.627 | 988 | 5.746.970 |
| | | | 71 | 03 | | Reparatii capitale aferente activelor fixe | | 80.000 | | | | | | 3.375 |
| 6802 | | | | | | ASIGURARI SI ASISTENTA SOCIALA | | 1.955.040 | 1.876.790 | 209.697 | 209.697 | 158.884 | 50.813 | 260.093 |
| | | | 70 | | | CHELTUIELI DE CAPITAL | | 1.964.150 | 1.885.900 | 211.762 | 211.762 | 160.949 | 50.813 | 260.093 |
| | | | 71 | | | TITLUL XIII ACTIVE NEFINANCIARE | | 1.964.150 | 1.885.900 | 211.762 | 211.762 | 160.949 | 50.813 | 260.093 |
| | | | 71 | 01 | | Active fixe | | 1.964.150 | 1.885.900 | 211.762 | 211.762 | 160.949 | 50.813 | 260.093 |

| Capi- tol | Sub- capi- tol | Pa- ra- graf | Gru- pa / Titlu | Ar- ti- col | Al- ne- at | Denumire indicator | Credite de angajament | Credite bugetare | | Angajamente bugetare | Angajamente legale | Plati efectuate | Angajamente legale de platit | Cheltuieli efective |
|--------------|----------------------|--------------------|-----------------------|-------------------|------------------|----------------------------------------------------------------------------------------------|--------------------------|--------------------------------------------------------------|--------------------------|-------------------------|-----------------------|--------------------|------------------------------------|------------------------|
| | | | | | | | | anuale aprobate la finele perioadei de raportare | trimestriale cumulate | | | | | |
| A | | | | | | B | 1 | 2 | 3 | 4 | 5 | 6 | 7=5-6 | 8 |
| | | | 71 | 01 | 01 | Constructii | | | | | | | | 36.872 |
| | | | 71 | 01 | 02 | Masini, echipamente si mijloace de transport | | 65.000 | 65.000 | | | | | 121.123 |
| | | | 71 | 01 | 03 | Mobilier, aparatura birotica si alte active corporale | | 863.200 | 833.200 | 173.354 | 173.354 | 122.541 | 50.813 | 74.113 |
| | | | 71 | 01 | 30 | Alte active fixe (inclusiv reparatii capitale) | | 1.035.950 | 987.700 | 38.408 | 38.408 | 38.408 | | 27.985 |
| | | | 84 | | | PLATI EFECTUATE IN ANII PRECEDENTI SI RECUPERATE IN ANUL CURENT | | -9.110 | -9.110 | -2.065 | -2.065 | -2.065 | | |
| | | | 85 | | | Titlul XIX PLATI EFECTUATE IN ANII PRECEDENTI SI RECUPERATE IN ANUL CURENT | | -9.110 | -9.110 | -2.065 | -2.065 | -2.065 | | |
| | | | 85 | 01 | | Plati efectuate in anii precedenti si recuperate in anul curent | | -9.110 | -9.110 | -2.065 | -2.065 | -2.065 | | |
| | | | 85 | 01 | 02 | Plati efectuate in anii precedenti si recuperate in anul curent (SD) | | -9.110 | -9.110 | -2.065 | -2.065 | -2.065 | | |
| 7000 | 02 | | | | | Partea IV-a SERVICII SI DEZVOLTARE PUBLICA, LOCUINTE, MEDIU SI APE | | 11.742.790 | 6.171.400 | -966.875 | -966.875 | -966.875 | | 21.669.240 |
| 7002 | | | | | | LOCUINTE, SERVICII SI DEZVOLTARE PUBLICA | | 11.380.970 | 5.809.580 | -966.875 | -966.875 | -966.875 | | 21.606.918 |
| | | | 01 | | | CHELTUIELI CURENTE | | 532.500 | 532.500 | | | | | 13.733.564 |
| | | | 56 | | | TITLUL VIII PROIECTE CU FINANTARE DIN FONDURI EXTERNE NERAMBURSABILE (FEN) POSTADERARE | | 532.500 | 532.500 | | | | | 13.733.564 |
| | | | 56 | 01 | | Programe din Fondul European de Dezvoltare Regionala (FEDR) | | 500.000 | 500.000 | | | | | 13.733.564 |
| | | | 56 | 01 | 01 | Finantarea nationala | | | | | | | | 1.893.940 |
| | | | 56 | 01 | 02 | Finantarea externa nerambursabila | | | | | | | | 2.466.112 |
| | | | 56 | 01 | 03 | Cheltuieli neeligibile | | 500.000 | 500.000 | | | | | 9.373.512 |

| Capi- tol | Sub- capi- tol | Pa- ra- graf | Gru- pa / Titlu | Ar- ti- col | Ali- ne- at | Denumire indicator | Credite de angajament | Credite bugetare | | Angajamente bugetare | Angajamente legale | Plati efectuate | Angajamente legale de platit | Cheltuieli efective |
|--------------|----------------------|--------------------|-----------------------|-------------------|-------------------|----------------------------------------------------------------------------------------------|--------------------------|--------------------------------------------------------------|--------------------------|-------------------------|-----------------------|--------------------|------------------------------------|------------------------|
| | | | | | | | | anuale aprobate la finele perioadei de raportare | trimestriale cumulate | | | | | |
| A | | | | | | B | 1 | 2 | 3 | 4 | 5 | 6 | 7=5-6 | 8 |
| | | | 56 | 15 | | Alte programe comunitare finantate in perioada 2007-2013 | | 32.500 | 32.500 | | | | | |
| | | | 56 | 15 | 01 | Finantare nationala | | 8.120 | 8.120 | | | | | |
| | | | 56 | 15 | 02 | Finantarea externa nerambursabila | | 24.380 | 24.380 | | | | | |
| | | | 70 | | | CHELTUIELI DE CAPITAL | | 12.423.610 | 6.852.220 | 223.733 | 223.733 | 223.733 | | 7.873.354 |
| | | | 71 | | | TITLUL XIII ACTIVE NEFINANCIARE | | 12.423.610 | 6.852.220 | 223.733 | 223.733 | 223.733 | | 7.873.354 |
| | | | 71 | 01 | | Active fixe | | 12.423.610 | 6.852.220 | 223.733 | 223.733 | 223.733 | | 7.873.354 |
| | | | 71 | 01 | 01 | Constructii | | 6.656.720 | 2.991.970 | 93.661 | 93.661 | 93.661 | | 6.920.118 |
| | | | 71 | 01 | 02 | Masini, echipamente si mijloace de transport | | | | | | | | 437.721 |
| | | | 71 | 01 | 03 | Mobilier, aparatura birotica si alte active corporale | | | | | | | | 322.462 |
| | | | 71 | 01 | 30 | Alte active fixe (inclusiv reparatii capitale) | | 5.766.890 | 3.860.250 | 130.072 | 130.072 | 130.072 | | 193.053 |
| | | | 84 | | | PLATI EFECTUATE IN ANII PRECEDENTI SI RECUPERATE IN ANUL CURENT | | -1.575.140 | -1.575.140 | -1.190.608 | -1.190.608 | -1.190.608 | | |
| | | | 85 | | | Titlul XIX PLATI EFECTUATE IN ANII PRECEDENTI SI RECUPERATE IN ANUL CURENT | | -1.575.140 | -1.575.140 | -1.190.608 | -1.190.608 | -1.190.608 | | |
| | | | 85 | 01 | | Plati efectuate in anii precedenti si recuperate in anul curent | | -1.575.140 | -1.575.140 | -1.190.608 | -1.190.608 | -1.190.608 | | |
| | | | 85 | 01 | 02 | Plati efectuate in anii precedenti si recuperate in anul curent (SD) | | -1.575.140 | -1.575.140 | -1.190.608 | -1.190.608 | -1.190.608 | | |
| 7402 | | | | | | PROTECTIA MEDIULUI | | 361.820 | 361.820 | | | | | 62.322 |
| | | | 01 | | | CHELTUIELI CURENTE | | 279.300 | 279.300 | | | | | |
| | | | 56 | | | TITLUL VIII PROIECTE CU FINANTARE DIN FONDURI EXTERNE NERAMBURSABILE (FEN) POSTADERARE | | 279.300 | 279.300 | | | | | |

| Capi- tol | Sub- capi- tol | Pa- ra- graf | Gru- pa / Titlu | Ar- ti- col | Ali- ne- at | Denumire indicator | Credite de angajament | Credite bugetare | | Angajamente bugetare | Angajamente legale | Plati efectuate | Angajamente legale de platit | Cheltuieli efective |
|--------------|----------------------|--------------------|-----------------------|-------------------|-------------------|---------------------------------------------------------------|--------------------------|---------------------------------------------------------------|--------------------------|-------------------------|-----------------------|--------------------|------------------------------------|------------------------|
| | | | | | | | | anuale aprobrate la finele perioadei de raportare | trimestriale cumulate | | | | | |
| A | | | | | | B | 1 | 2 | 3 | 4 | 5 | 6 | 7=5-6 | 8 |
| | | | 56 | 03 | | Programe din Fondul de Coeziune (FC) | | 279.300 | 279.300 | | | | | |
| | | | 56 | 03 | 01 | Finantarea nationala | | 279.300 | 279.300 | | | | | |
| | | | 70 | | | CHELTUIELI DE CAPITAL | | 82.520 | 82.520 | | | | | 62.322 |
| | | | 71 | | | TITLUL XIII ACTIVE NEFINANCIARE | | 82.520 | 82.520 | | | | | 62.322 |
| | | | 71 | 01 | | Active fixe | | 82.520 | 82.520 | | | | | 62.322 |
| | | | 71 | 01 | 02 | Masini, echipamente si mijloace de transport | | | | | | | | 57.428 |
| | | | 71 | 01 | 03 | Mobilier, aparatura birotica si alte active corporale | | | | | | | | 4.894 |
| | | | 71 | 01 | 30 | Alte active fixe (inclusiv reparatii capitale) | | 82.520 | 82.520 | | | | | |
| 8000 | 02 | | | | | Partea V-a ACTIUNI ECONOMICE | | 137.069.740 | 95.001.020 | 39.881.991 | 39.881.991 | 39.881.991 | | 5.465.067 |
| 8102 | | | | | | COMBUSTIBILI SI ENERGIE | | 26.729.010 | 25.810.000 | 22.500.000 | 22.500.000 | 22.500.000 | | |
| | | | 70 | | | CHELTUIELI DE CAPITAL | | 26.729.010 | 25.810.000 | 22.500.000 | 22.500.000 | 22.500.000 | | |
| | | | 71 | | | TITLUL XIII ACTIVE NEFINANCIARE | | 1.544.010 | 625.000 | | | | | |
| | | | 71 | 01 | | Active fixe | | 1.544.010 | 625.000 | | | | | |
| | | | 71 | 01 | 01 | Constructii | | 1.320.000 | 500.000 | | | | | |
| | | | 71 | 01 | 30 | Alte active fixe (inclusiv reparatii capitale) | | 224.010 | 125.000 | | | | | |
| | | | 72 | | | TITLUL XIV ACTIVE FINANCIARE | | 25.185.000 | 25.185.000 | 22.500.000 | 22.500.000 | 22.500.000 | | |
| | | | 72 | 01 | | Active financiare | | 25.185.000 | 25.185.000 | 22.500.000 | 22.500.000 | 22.500.000 | | |
| | | | 72 | 01 | 01 | Participare la capitalul social al societatilor comerciale | | 25.185.000 | 25.185.000 | 22.500.000 | 22.500.000 | 22.500.000 | | |
| 8402 | | | | | | TRANSPORTURI | | 110.340.730 | 69.191.020 | 17.381.991 | 17.381.991 | 17.381.991 | | 5.465.067 |
| | | | 70 | | | CHELTUIELI DE CAPITAL | | 110.342.260 | 69.192.550 | 17.382.924 | 17.382.924 | 17.382.924 | | 5.465.067 |
| | | | 71 | | | TITLUL XIII ACTIVE NEFINANCIARE | | 110.342.260 | 69.192.550 | 17.382.924 | 17.382.924 | 17.382.924 | | 5.465.067 |
| | | | 71 | 01 | | Active fixe | | 110.342.260 | 69.192.550 | 17.382.924 | 17.382.924 | 17.382.924 | | 5.465.067 |
| | | | 71 | 01 | 01 | Constructii | | 63.355.230 | 38.037.520 | 9.596.796 | 9.596.796 | 9.596.796 | | 348.390 |

| Capi- tol | Sub- capi- tol | Pa- ra- graf | Gru- pa / Titlu | Ar- ti- col | Ali- ne- at | Denumire indicator | Credite de angajament | Credite bugetare | | Angajamente bugetare | Angajamente legale | Plati efectuate | Angajamente legale de platit | Cheltuieli efective |
|--------------|----------------------|--------------------|-----------------------|-------------------|-------------------|----------------------------------------------------------------------------------|--------------------------|---------------------------------------------------------------|--------------------------|-------------------------|-----------------------|--------------------|------------------------------------|------------------------|
| | | | | | | | | anuale aprobrate la finele perioadei de raportare | trimestriale cumulate | | | | | |
| A | | | | | | B | 1 | 2 | 3 | 4 | 5 | 6 | 7=5-6 | 8 |
| | 71 | 01 | 02 | | | Masini, echipamente si mijloace de transport | | 39.649.450 | 29.755.450 | 7.627.449 | 7.627.449 | 7.627.449 | | 2.869.191 |
| | 71 | 01 | 30 | | | Alte active fixe (inclusiv reparatii capitale) | | 7.337.580 | 1.399.580 | 158.679 | 158.679 | 158.679 | | 2.247.486 |
| | 84 | | | | | TITLUL XV PLATI EFECTUATE IN ANII PRECEDENTI SI RECUPERATE IN ANUL CURENT | | -1.530 | -1.530 | -933 | -933 | -933 | | |
| | 85 | | | | | Titlul XIX PLATI EFECTUATE IN ANII PRECEDENTI SI RECUPERATE IN ANUL CURENT | | -1.530 | -1.530 | -933 | -933 | -933 | | |
| | 85 | 01 | | | | Plati efectuate in anii precedenti si recuperate in anul curent | | -1.530 | -1.530 | -933 | -933 | -933 | | |
| | 85 | 01 | 02 | | | Plati efectuate in anii precedenti si recuperate in anul curent (SD) | | -1.530 | -1.530 | -933 | -933 | -933 | | |
| 9902 | 97 | | | | | excedent/deficit sect dezv | | -2.910.000 | -2.910.000 | | | 9.902 | | |



DIRECTOR ECONOMIC
STELIŢA STĂCIU
G-

SEF SERVICIUL BUDGET
RAMONA RADU

CONTUL DE EXECUTIE AL BUGETULUI LOCAL - CHELTUIELI
SECTIUNEA DE FUNCTIONARE
30 06 2017

Pag. 1 - lei-

| Capi- tol | Sub- capi- tol | Pa- ra- graf | Gru- pa / Titlu | Ar- ti- col | Ali- ne- at | Denumire indicator | Credite de angajament | Credite bugetare | | Angajamente bugetare | Angajamente legale | Plati efectuate | Angajamente legale de platit | Cheltuieli efective |
|--------------|----------------------|--------------------|-----------------------|-------------------|-------------------|----------------------------------------------------------------------------------|--------------------------|---------------------------------------------------------------|--------------------------|-------------------------|-----------------------|--------------------|------------------------------------|------------------------|
| | | | | | | | | anuale aprobrate la finele perioadei de raportare | trimestriale cumulate | | | | | |
| A | | | | | | B | 1 | 2 | 3 | 4 | 5 | 6 | 7=5-6 | 8 |
| 5002 | | | | | | TOTAL CHELTUIELI | | 718.356.340 | 472.371.850 | 361.066.871 | 361.066.871 | 357.124.960 | 3.941.911 | 345.713.972 |
| | | | 01 | | | CHELTUIELI CURENTE | | 672.511.620 | 447.110.330 | 340.087.430 | 340.087.430 | 336.145.519 | 3.941.911 | 342.785.401 |
| | | | 10 | | | TITLUL I CHELTUIELI DE PERSONAL | | 296.326.790 | 160.919.790 | 153.247.538 | 153.247.538 | 151.400.398 | 1.847.140 | 156.908.418 |
| | | | 20 | | | TITLUL II BUNURI SI SERVICII | | 214.607.885 | 159.916.695 | 93.896.823 | 93.896.823 | 92.143.609 | 1.753.214 | 92.861.206 |
| | | | 30 | | | TITLUL III DOBANZI | | 13.335.100 | 7.670.490 | 5.508.524 | 5.508.524 | 5.508.524 | | 5.505.686 |
| | | | 40 | | | TITLUL IV SUBVENTII | | 94.305.000 | 87.151.470 | 64.306.644 | 64.306.644 | 64.306.644 | | 64.502.950 |
| | | | 51 | | | TITLUL VI TRANSFERURI INTRE UNITATI ALE ADMINISTRATIEI PUBLICE | | 6.065.995 | 4.511.995 | 3.484.155 | 3.484.155 | 3.484.155 | | 3.484.155 |
| | | | 55 | | | TITLUL VII ALTE TRANSFERURI | | 4.017.000 | 2.014.000 | 1.965.402 | 1.965.402 | 1.965.402 | | 1.965.402 |
| | | | 57 | | | TITLUL VIII ASISTENTA SOCIALA | | 27.453.000 | 14.232.560 | 11.844.434 | 11.844.434 | 11.502.877 | 341.557 | 11.723.674 |
| | | | 59 | | | TITLUL XI ALTE CHELTUIELI | | 16.400.850 | 10.693.330 | 5.833.910 | 5.833.910 | 5.833.910 | | 5.833.910 |
| | | | 79 | | | OPERATIUNI FINANCIARE | | 46.384.920 | 25.801.720 | 21.281.618 | 21.281.618 | 21.281.618 | | 2.928.571 |
| | | | 81 | | | TITLUL XVII RAMBURSARI DE CREDITE | | 46.384.920 | 25.801.720 | 21.281.618 | 21.281.618 | 21.281.618 | | 2.928.571 |
| | | | 84 | | | PLATI EFECTUATE IN ANII PRECEDENTI SI RECUPERATE IN ANUL CURENT | | -540.200 | -540.200 | -302.177 | -302.177 | -302.177 | | |
| | | | 85 | | | Titlul XIX PLATI EFECTUATE IN ANII PRECEDENTI SI RECUPERATE IN ANUL CURENT | | -540.200 | -540.200 | -302.177 | -302.177 | -302.177 | | |
| 5100 | 02 | | | | | Partea I-a SERVICII PUBLICE GENERALE | | 75.086.440 | 42.952.040 | 33.393.921 | 33.393.921 | 33.393.921 | | 33.914.813 |
| 5102 | | | | | | AUTORITATI PUBLICE SI ACTIUNI EXTERNE | | 58.134.660 | 32.818.870 | 25.774.712 | 25.774.712 | 25.774.712 | | 26.449.127 |
| | | | 01 | | | CHELTUIELI CURENTE | | 58.284.660 | 32.968.870 | 25.873.818 | 25.873.818 | 25.873.818 | | 26.449.127 |
| | | | 10 | | | TITLUL I CHELTUIELI DE PERSONAL | | 41.823.770 | 21.864.630 | 21.038.743 | 21.038.743 | 21.038.743 | | 21.943.755 |
| | | | 10 | 01 | | Cheltuieli salariale in bani | | 34.041.950 | 17.785.004 | 17.234.991 | 17.234.991 | 17.234.991 | | 17.940.549 |
| | | | 10 | 01 | 01 | Salarii de baza | | 33.497.860 | 17.508.964 | 17.013.409 | 17.013.409 | 17.013.409 | | 17.721.425 |
| | | | 10 | 01 | 06 | Alte sporuri | | 8.240 | 4.620 | 3.409 | 3.409 | 3.409 | | 3.507 |
| | | | 10 | 01 | 12 | Indemnizatii platite unor persoane din afara unitatii | | 474.350 | 235.920 | 205.828 | 205.828 | 205.828 | | 204.411 |
| | | | 10 | 01 | 13 | Indemnizatii de delegare | | 61.500 | 35.500 | 12.345 | 12.345 | 12.345 | | 11.206 |

| Capi- tol | Sub- capi- tol | Pa- ra- graf | Gru- pa / Titlu | Ar- ti- col | Ali- ne- at | Denumire indicator | Credite de angajament | Credite bugetare | | Angajamente bugetare | Angajamente legale | Plati efectuate | Angajamente legale de platit | Cheltuieli efective |
|--------------|----------------------|--------------------|-----------------------|-------------------|-------------------|----------------------------------------------------------------------------|--------------------------|---------------------------------------------------------------|--------------------------|-------------------------|-----------------------|--------------------|------------------------------------|------------------------|
| | | | | | | | | anuale aprobrate la finele perioadei de raportare | trimestriale cumulate | | | | | |
| A | | | | | | B | 1 | 2 | 3 | 4 | 5 | 6 | 7=5-6 | 8 |
| | | | 10 | 03 | | Contributii | | 7.781.820 | 4.079.626 | 3.803.752 | 3.803.752 | 3.803.752 | | 4.003.206 |
| | | | 10 | 03 | 01 | Contributii de asigurari sociale de stat | | 5.364.220 | 2.843.144 | 2.699.385 | 2.699.385 | 2.699.385 | | 2.811.963 |
| | | | 10 | 03 | 02 | Contributii de asigurari de somaj | | 222.990 | 114.520 | 102.660 | 102.660 | 102.660 | | 106.960 |
| | | | 10 | 03 | 03 | Contributii de asigurari sociale de sanatate | | 1.830.650 | 943.557 | 889.748 | 889.748 | 889.748 | | 927.033 |
| | | | 10 | 03 | 04 | Contributii de asigurari pentru accidente de munca si boli profesionale | | 52.960 | 27.405 | 25.591 | 25.591 | 25.591 | | 26.659 |
| | | | 10 | 03 | 06 | Contributii pentru concedii si indemnizatii | | 311.000 | 151.000 | 86.368 | 86.368 | 86.368 | | 130.591 |
| | | | 20 | | | TITLUL II BUNURI SI SERVICII | | 10.460.890 | 7.104.240 | 4.636.544 | 4.636.544 | 4.636.544 | | 4.306.841 |
| | | | 20 | 01 | | Bunuri si servicii | | 4.759.800 | 3.116.315 | 2.204.829 | 2.204.829 | 2.204.829 | | 2.029.468 |
| | | | 20 | 01 | 01 | Furnituri de birou | | 358.640 | 159.500 | 40.298 | 40.298 | 40.298 | | 75.565 |
| | | | 20 | 01 | 02 | Materiale pentru curatenie | | 159.000 | 80.000 | 69.150 | 69.150 | 69.150 | | 69.150 |
| | | | 20 | 01 | 03 | Incalzit, iluminat si forta motrica | | 489.000 | 435.980 | 345.750 | 345.750 | 345.750 | | 341.077 |
| | | | 20 | 01 | 04 | Apa, canal si salubritate | | 116.600 | 113.300 | 51.950 | 51.950 | 51.950 | | 53.430 |
| | | | 20 | 01 | 05 | Carburanti si lubrifianti | | 70.000 | 35.000 | 7.500 | 7.500 | 7.500 | | 18.800 |
| | | | 20 | 01 | 06 | Piese de schimb | | 150.000 | 70.000 | 27.092 | 27.092 | 27.092 | | 27.092 |
| | | | 20 | 01 | 08 | Posta, telecomunicatii, radio, tv, internet | | 1.029.610 | 685.865 | 467.237 | 467.237 | 467.237 | | 267.509 |
| | | | 20 | 01 | 30 | Alte bunuri si servicii pentru intretinere si functionare | | 2.386.950 | 1.536.670 | 1.195.852 | 1.195.852 | 1.195.852 | | 1.176.845 |
| | | | 20 | 02 | | Reparatii curente | | 530.000 | 230.000 | 152.386 | 152.386 | 152.386 | | 139.703 |
| | | | 20 | 05 | | Bunuri de natura obiectelor de inventar | | 297.780 | 297.775 | 188.867 | 188.867 | 188.867 | | 2.838 |
| | | | 20 | 05 | 30 | Alte obiecte de inventar | | 297.780 | 297.775 | 188.867 | 188.867 | 188.867 | | 2.838 |
| | | | 20 | 06 | | Deplasari, detasari, transferari | | 961.620 | 745.000 | 108.605 | 108.605 | 108.605 | | 64.952 |
| | | | 20 | 06 | 01 | Deplasari interne, detasari, transferari | | 710.620 | 569.000 | 50.870 | 50.870 | 50.870 | | 15.590 |
| | | | 20 | 06 | 02 | Deplasari in strainatate | | 251.000 | 176.000 | 57.735 | 57.735 | 57.735 | | 49.362 |

| Capi- tol | Sub- capi- tol | Pa- ra- graf | Gru- pa / Titlu | Ar- ti- col | Ali- ne- at | Denumire indicator | Credite de angajament | Credite bugetare | | Angajamente bugetare | Angajamente legale | Plati efectuate | Angajamente legale de platit | Cheltuieli efective |
|--------------|----------------------|--------------------|-----------------------|-------------------|-------------------|-----------------------------------------------------------------------------------|--------------------------|--------------------------------------------------------------|--------------------------|-------------------------|-----------------------|--------------------|------------------------------------|------------------------|
| | | | | | | | | anuale aprobate la finele perioadei de raportare | trimestriale cumulate | | | | | |
| A | | | | | | B | 1 | 2 | 3 | 4 | 5 | 6 | 7=5-6 | 8 |
| | | | 20 | 01 | 07 | Transport | | 72.165 | 72.165 | 72.165 | 72.165 | 72.165 | | |
| | | | 20 | 01 | 30 | Alte bunuri si servicii pentru intretinere si functionare | | 78.520 | 78.520 | 78.520 | 78.520 | 78.520 | | |
| | | | 51 | | | TITLUL VI TRANSFERURI INTRE UNITATI ALE ADMINISTRATIEI PUBLICE | | 3.465.995 | 2.311.995 | 1.960.000 | 1.960.000 | 1.960.000 | | 1.960.000 |
| | | | 51 | 01 | | Transferuri curente | | 3.465.995 | 2.311.995 | 1.960.000 | 1.960.000 | 1.960.000 | | 1.960.000 |
| | | | 51 | 01 | 01 | Transferuri catre institutiile publice | | 3.465.995 | 2.311.995 | 1.960.000 | 1.960.000 | 1.960.000 | | 1.960.000 |
| 5502 | | | | | | TRANZACTII PRIVIND DATORIA PUBLICA SI IMPRUMUTURI | | 13.335.100 | 7.670.490 | 5.508.524 | 5.508.524 | 5.508.524 | | 5.505.686 |
| | | | 01 | | | CHELTUIELI CURENTE | | 13.335.100 | 7.670.490 | 5.508.524 | 5.508.524 | 5.508.524 | | 5.505.686 |
| | | | 30 | | | TITLUL III DOBANZI | | 13.335.100 | 7.670.490 | 5.508.524 | 5.508.524 | 5.508.524 | | 5.505.686 |
| | | | 30 | 01 | | Dobanzi aferente datoriei publice interne | | 5.729.100 | 3.276.490 | 2.062.686 | 2.062.686 | 2.062.686 | | 1.685.436 |
| | | | 30 | 01 | 01 | Dobanzi aferente datoriei publice interne directe | | 5.344.100 | 2.891.490 | 2.029.803 | 2.029.803 | 2.029.803 | | 1.685.436 |
| | | | 30 | 01 | 02 | Dobanzi aferente creditelor interne garantate | | 385.000 | 385.000 | 32.883 | 32.883 | 32.883 | | |
| | | | 30 | 02 | | Dobanzi aferente datoriei publice externe | | 7.217.000 | 4.134.000 | 3.255.087 | 3.255.087 | 3.255.087 | | 3.603.569 |
| | | | 30 | 02 | 02 | Dobanzi aferente creditelor externe contractate de ordonatorii de credite | | 6.217.000 | 3.234.000 | 2.930.729 | 2.930.729 | 2.930.729 | | 3.279.211 |
| | | | 30 | 02 | 03 | Dobanzi aferente creditelor externe garantate si/sau directe subimprumutate | | 1.000.000 | 900.000 | 324.358 | 324.358 | 324.358 | | 324.358 |
| | | | 30 | 03 | | Alte dobanzi | | 389.000 | 260.000 | 190.751 | 190.751 | 190.751 | | 216.681 |
| 6000 | 02 | | 30 | 03 | 05 | Dobanzi la operatiunile de leasing | | 389.000 | 260.000 | 190.751 | 190.751 | 190.751 | | 216.681 |
| 6102 | | | | | | Partea II-a APARARE, ORDINE PUBLICA SI SIGURANTA NATIONALA | | 28.300.000 | 15.028.840 | 13.278.888 | 13.278.888 | 13.244.646 | 34.242 | 13.436.270 |
| | | | | | | ORDINE PUBLICA SI SIGURANTA NATIONALA | | 28.300.000 | 15.028.840 | 13.278.888 | 13.278.888 | 13.244.646 | 34.242 | 13.436.270 |

| Capi- tol | Sub- capi- tol | Pa- ra- graf | Gru- pa / Titlu | Ar- ti- col | Ali- ne- at | Denumire indicator | Credite de angajament | Credite bugetare | | Angajamente bugetare | Angajamente legale | Plati efectuate | Angajamente legale de platit | Cheltuieli efective |
|--------------|----------------------|--------------------|-----------------------|-------------------|-------------------|----------------------------------------------------------------------------|--------------------------|---------------------------------------------------------------|--------------------------|-------------------------|-----------------------|--------------------|------------------------------------|------------------------|
| | | | | | | | | anuale aprobrate la finele perioadei de raportare | trimestriale cumulate | | | | | |
| A | | | | | | B | 1 | 2 | 3 | 4 | 5 | 6 | 7=5-6 | 8 |
| | | | 01 | | | CHELTUIELI CURENTE | | 28.300.000 | 15.028.840 | 13.280.255 | 13.280.255 | 13.246.013 | 34.242 | 13.436.270 |
| | | | 10 | | | TITLUL I CHELTUIELI DE PERSONAL | | 26.000.000 | 12.965.720 | 12.587.296 | 12.587.296 | 12.587.296 | | 12.769.693 |
| | | | 10 | 01 | | Cheltuieli salariale in bani | | 17.953.000 | 8.952.740 | 8.772.315 | 8.772.315 | 8.772.315 | | 8.818.310 |
| | | | 10 | 01 | 01 | Salarii de baza | | 17.523.920 | 8.738.880 | 8.574.335 | 8.574.335 | 8.574.335 | | 8.618.169 |
| | | | 10 | 01 | 05 | Sporuri pentru conditii de munca | | 369.830 | 184.460 | 173.704 | 173.704 | 173.704 | | 175.865 |
| | | | 10 | 01 | 13 | Indemnizatii de delegare | | 59.250 | 29.400 | 24.276 | 24.276 | 24.276 | | 24.276 |
| | | | 10 | 02 | | Cheltuieli salariale in natura | | 4.282.200 | 2.135.630 | 1.967.552 | 1.967.552 | 1.967.552 | | 1.967.552 |
| | | | 10 | 02 | 02 | Norme de hrana | | 4.282.200 | 2.135.630 | 1.967.552 | 1.967.552 | 1.967.552 | | 1.967.552 |
| | | | 10 | 03 | | Contributii | | 3.764.800 | 1.877.350 | 1.847.429 | 1.847.429 | 1.847.429 | | 1.983.831 |
| | | | 10 | 03 | 01 | Contributii de asigurari sociale de stat | | 2.726.640 | 1.359.650 | 1.343.516 | 1.343.516 | 1.343.516 | | 1.389.249 |
| | | | 10 | 03 | 02 | Contributii de asigurari de somaj | | 81.320 | 40.510 | 39.778 | 39.778 | 39.778 | | 40.999 |
| | | | 10 | 03 | 03 | Contributii de asigurari sociale de sanatate | | 901.670 | 449.630 | 441.913 | 441.913 | 441.913 | | 456.095 |
| | | | 10 | 03 | 04 | Contributii de asigurari pentru accidente de munca si boli profesionale | | 45.170 | 22.560 | 22.222 | 22.222 | 22.222 | | 22.934 |
| | | | 10 | 03 | 06 | Contributii pentru concedii si indemnizatii | | 10.000 | 5.000 | | | | | 74.554 |
| | | | 20 | | | TITLUL II BUNURI SI SERVICII | | 2.300.000 | 2.063.120 | 692.959 | 692.959 | 658.717 | 34.242 | 666.577 |
| | | | 20 | 01 | | Bunuri si servicii | | 1.086.000 | 989.800 | 406.790 | 406.790 | 388.831 | 17.959 | 413.686 |
| | | | 20 | 01 | 01 | Furnituri de birou | | 80.000 | 44.500 | 24.243 | 24.243 | 24.243 | | 26.633 |
| | | | 20 | 01 | 02 | Materiale pentru curatenie | | 20.000 | 10.300 | 4.369 | 4.369 | 4.369 | | 6.245 |
| | | | 20 | 01 | 03 | Incalzit, iluminat si forta motrica | | 160.000 | 157.000 | 68.597 | 68.597 | 68.597 | | 68.597 |
| | | | 20 | 01 | 04 | Apa, canal si salubritate | | 22.000 | 20.000 | 11.736 | 11.736 | 11.199 | 537 | 11.194 |
| | | | 20 | 01 | 05 | Carburanti si lubrifianti | | 290.000 | 290.000 | 109.397 | 109.397 | 94.942 | 14.455 | 92.179 |
| | | | 20 | 01 | 06 | Piese de schimb | | 29.000 | 20.000 | 2.796 | 2.796 | 1.562 | 1.234 | 7.087 |
| | | | 20 | 01 | 08 | Posta, telecomunicatii, radio, tv, internet | | 115.000 | 115.000 | 43.969 | 43.969 | 43.969 | | 44.464 |

| Capi- tol | Sub- capi- tol | Pa- ra- graf | Gru- pa / Titlu | Ar- ti- col | Ali- ne- at | Denumire indicator | Credite de angajament | Credite bugetare | | Angajamente bugetare | Angajamente legale | Plati efectuate | Angajamente legale de platit | Cheltuieli efective |
|--------------|----------------------|--------------------|-----------------------|-------------------|-------------------|-------------------------------------------------------------------------------------------------------------------------------------------|--------------------------|---------------------------------------------------------------|--------------------------|-------------------------|-----------------------|--------------------|------------------------------------|------------------------|
| | | | | | | | | anuale aprobrate la finele perioadei de raportare | trimestriale cumulate | | | | | |
| A | | | | | | B | 1 | 2 | 3 | 4 | 5 | 6 | 7=5-6 | 8 |
| | | | 20 | 01 | 09 | Materiale si prestari de servicii cu caracter functional | | 270.000 | 258.000 | 108.767 | 108.767 | 107.034 | 1.733 | 103.248 |
| | | | 20 | 01 | 30 | Alte bunuri si servicii pentru intretinere si functionare | | 100.000 | 75.000 | 32.916 | 32.916 | 32.916 | | 54.039 |
| | | | 20 | 02 | | Reparatii curente | | 130.000 | 130.000 | 114.679 | 114.679 | 104.862 | 9.817 | 114.679 |
| | | | 20 | 03 | | Hrana | | 5.000 | 5.000 | | | | | |
| | | | 20 | 03 | 01 | Hrana pentru oameni | | 5.000 | 5.000 | | | | | |
| | | | 20 | 04 | | Medicamente si materiale sanitare | | 2.000 | 2.000 | | | | | |
| | | | 20 | 04 | 01 | Medicamente | | | 1.000 | | | | | |
| | | | 20 | 04 | 02 | Materiale sanitare | | 1.500 | 500 | | | | | |
| | | | 20 | 04 | 04 | Dezinfectanti | | 500 | 500 | | | | | |
| | | | 20 | 05 | | Bunuri de natura obiectelor de inventar | | 622.000 | 580.500 | 33.038 | 33.038 | 26.572 | 6.466 | 290 |
| | | | 20 | 05 | 01 | Uniforme si echipament | | 477.000 | 477.000 | 2.094 | 2.094 | 2.094 | | |
| | | | 20 | 05 | 03 | Lenjerie si accesorii de pat | | 10.000 | 10.000 | | | | | |
| | | | 20 | 05 | 30 | Alte obiecte de inventar | | 135.000 | 93.500 | 30.944 | 30.944 | 24.478 | 6.466 | 290 |
| | | | 20 | 06 | | Deplasari, detasari, transferari | | 150.000 | 140.000 | 53.630 | 53.630 | 53.630 | | 53.030 |
| | | | 20 | 06 | 01 | Deplasari interne, detasari, transferari | | 150.000 | 140.000 | 53.630 | 53.630 | 53.630 | | 53.030 |
| | | | 20 | 11 | | Carti, publicatii si materiale documentare | | 7.000 | 8.000 | | | | | |
| | | | 20 | 13 | | Pregatire profesionala | | 108.000 | 85.000 | 41.674 | 41.674 | 41.674 | | 41.674 |
| | | | 20 | 15 | | Munitie, furnituri si armament de natura activelor fixe pentru armata | | 30.000 | 21.000 | 10.353 | 10.353 | 10.353 | | 8.401 |
| | | | 20 | 25 | | Cheltuieli judiciare si extrajudiciare derivate din actiuni in reprezentarea intereselor statului, potrivit dispozitiilor legale | | 50.000 | 20.000 | 10.028 | 10.028 | 10.028 | | 10.028 |
| | | | 20 | 30 | | Alte cheltuieli | | 110.000 | 81.820 | 22.767 | 22.767 | 22.767 | | 24.789 |
| | | | 20 | 30 | 03 | Prime de asigurare non-viata | | 85.000 | 56.820 | 14.901 | 14.901 | 14.901 | | 14.901 |

| Capi- tol | Sub- capi- tol | Pa- ra- graf | Gru- pa / Titlu | Ar- ti- col | Ali- ne- at | Denumire indicator | Credite de angajament | Credite bugetare | | Angajamente bugetare | Angajamente legale | Plati efectuate | Angajamente legale de platit | Cheltuieli efective |
|--------------|----------------------|--------------------|-----------------------|-------------------|-------------------|----------------------------------------------------------------------------|--------------------------|---------------------------------------------------------------|--------------------------|-------------------------|-----------------------|--------------------|------------------------------------|------------------------|
| | | | | | | | | anuale aprobrate la finele perioadei de raportare | trimestriale cumulate | | | | | |
| A | | | | | | B | 1 | 2 | 3 | 4 | 5 | 6 | 7=5-6 | 8 |
| | | | | | | sanatare | | 7.085.478 | 3.865.225 | 3.708.310 | 3.708.310 | 3.708.310 | | 3.851.752 |
| | 10 | 03 | 04 | | | Contributii de asigurari pentru accidente de munca si boli profesionale | | 273.590 | 150.626 | 118.499 | 118.499 | 118.499 | | 122.937 |
| | 10 | 03 | 06 | | | Contributii pentru concedii si indemnizatii | | 1.883.767 | 1.077.464 | 713.101 | 713.101 | 713.101 | | 553.417 |
| | 20 | | | | | TITLUL II BUNURI SI SERVICII | | 40.073.210 | 31.593.490 | 21.784.055 | 21.784.055 | 20.300.412 | 1.483.643 | 19.755.357 |
| | 20 | 01 | | | | Bunuri si servicii | | 23.440.642 | 19.974.267 | 18.225.324 | 18.225.324 | 16.741.681 | 1.483.643 | 17.263.828 |
| | 20 | 01 | 01 | | | Furnituri de birou | | 481.299 | 362.880 | 257.226 | 257.226 | 245.973 | 11.253 | 246.534 |
| | 20 | 01 | 02 | | | Materiale pentru curatenie | | 655.400 | 444.177 | 287.182 | 287.182 | 287.182 | | 285.450 |
| | 20 | 01 | 03 | | | Incalzit, iluminat si forta motrica | | 13.046.084 | 12.119.131 | 11.640.100 | 11.640.100 | 10.734.097 | 906.003 | 11.443.405 |
| | 20 | 01 | 04 | | | Apa, canal si salubritate | | 2.256.772 | 1.787.507 | 1.650.922 | 1.650.922 | 1.453.013 | 197.909 | 1.496.893 |
| | 20 | 01 | 05 | | | Carburanti si lubrifianti | | 96.400 | 70.900 | 10.274 | 10.274 | 10.274 | | 19.495 |
| | 20 | 01 | 06 | | | Piese de schimb | | 32.136 | 20.931 | 10.021 | 10.021 | 10.021 | | 10.021 |
| | 20 | 01 | 07 | | | Transport | | 171.059 | 102.860 | 52.066 | 52.066 | 52.066 | | 57.089 |
| | 20 | 01 | 08 | | | Posta, telecomunicatii, radio, tv, internet | | 710.828 | 457.699 | 392.422 | 392.422 | 341.440 | 50.982 | 352.695 |
| | 20 | 01 | 09 | | | Materiale si prestari de servicii cu caracter functional | | 1.681.586 | 1.385.819 | 1.203.507 | 1.203.507 | 1.167.453 | 36.054 | 924.968 |
| | 20 | 01 | 30 | | | Alte bunuri si servicii pentru intretinere si functionare | | 4.309.078 | 3.222.363 | 2.721.604 | 2.721.604 | 2.440.162 | 281.442 | 2.427.278 |
| | 20 | 02 | | | | Reparatii curente | | 11.635.442 | 8.028.021 | 1.481.772 | 1.481.772 | 1.481.772 | | 1.426.506 |
| | 20 | 04 | | | | Medicamente si materiale sanitare | | 21.400 | 14.400 | | | | | |
| | 20 | 04 | 01 | | | Medicamente | | 18.900 | 12.900 | | | | | |
| | 20 | 04 | 02 | | | Materiale sanitare | | 2.200 | 1.200 | | | | | |
| | 20 | 04 | 04 | | | Dezinfectanti | | 300 | 300 | | | | | |
| | 20 | 05 | | | | Bunuri de natura obiectelor de inventar | | 2.333.137 | 1.882.454 | 951.121 | 951.121 | 951.121 | | 7.340 |
| | 20 | 05 | 01 | | | Uniforme si echipament | | 3.156 | 3.156 | 155 | 155 | 155 | | |
| | 20 | 05 | 03 | | | Lenjerie si accesorii de pat | | 143.322 | 120.322 | 98.584 | 98.584 | 98.584 | | |

| Capi- tol | Sub- capi- toi | Pa- ra- graf | Gru- pa / Tifu | Ar- ti- col | Ali- ne- at | Denumire indicator | Credite de angajament | Credite bugetare | | Angajamente bugetare | Angajamente legale | Plati efectuate | Angajamente legale de platit | Cheltuieli efective |
|--------------|----------------------|--------------------|----------------------|-------------------|-------------------|-------------------------------------------------------------------|--------------------------|---------------------------------------------------------------|--------------------------|-------------------------|-----------------------|--------------------|------------------------------------|------------------------|
| | | | | | | | | anuale aprobrate la finele perioadei de raportare | trimestriale cumulate | | | | | |
| A | | | | | | B | 1 | 2 | 3 | 4 | 5 | 6 | 7=5-6 | 8 |
| | | | 20 | 05 | 30 | Alte obiecte de inventar | | 2.186.659 | 1.758.976 | 852.382 | 852.382 | 852.382 | | 7.340 |
| | | | 20 | 06 | | Deplasari, detasari, transferari | | 93.784 | 70.788 | 7.091 | 7.091 | 7.091 | | 9.090 |
| | | | 20 | 06 | 01 | Deplasari interne, detasari, transferari | | 82.284 | 59.288 | 7.091 | 7.091 | 7.091 | | 9.090 |
| | | | 20 | 06 | 02 | Deplasari in strainatate | | 11.500 | 11.500 | | | | | |
| | | | 20 | 11 | | Carti, publicatii si materiale documentare | | 29.500 | 29.000 | | | | | |
| | | | 20 | 12 | | Consultanta si expertiza | | 53.000 | 38.000 | 14.832 | 14.832 | 14.832 | | 16.332 |
| | | | 20 | 13 | | Pregatire profesionala | | 481.652 | 303.395 | 74.360 | 74.360 | 74.360 | | 84.120 |
| | | | 20 | 14 | | Protectia muncii | | 355.377 | 193.664 | 118.821 | 118.821 | 118.821 | | 114.611 |
| | | | 20 | 30 | | Alte cheltuieli | | 1.629.276 | 1.059.501 | 910.734 | 910.734 | 910.734 | | 833.530 |
| | | | 20 | 30 | 01 | Reclama si publicitate | | 350 | | | | | | |
| | | | 20 | 30 | 03 | Prime de asigurare non-viata | | 3.000 | | | | | | |
| | | | 20 | 30 | 04 | Chirii | | 1.249.013 | 837.296 | 785.810 | 785.810 | 785.810 | | 718.288 |
| | | | 20 | 30 | 30 | Alte cheltuieli cu bunuri si servicii | | 376.913 | 222.205 | 124.924 | 124.924 | 124.924 | | 115.242 |
| | | | 55 | | | TITLUL VII ALTE TRANSFERURI | | 4.017.000 | 2.014.000 | 1.965.402 | 1.965.402 | 1.965.402 | | 1.965.402 |
| | | | 55 | 01 | | A. Transferuri interne | | 4.017.000 | 2.014.000 | 1.965.402 | 1.965.402 | 1.965.402 | | 1.965.402 |
| | | | 55 | 01 | 63 | Finantarea invatamantului particular sau confesional acreditat | | 4.017.000 | 2.014.000 | 1.965.402 | 1.965.402 | 1.965.402 | | 1.965.402 |
| | | | 57 | | | TITLUL VIII ASISTENTA SOCIALA | | 5.891.000 | 2.933.560 | 597.390 | 597.390 | 597.390 | | 576.561 |
| | | | 57 | 02 | | Ajutoare sociale | | 5.891.000 | 2.933.560 | 597.390 | 597.390 | 597.390 | | 576.561 |
| | | | 57 | 02 | 01 | Ajutoare sociale in numerar | | 2.845.000 | 1.408.000 | | | | | |
| | | | 57 | 02 | 02 | Ajutoare sociale in natura | | 2.000.000 | 1.025.560 | 597.390 | 597.390 | 597.390 | | 576.561 |
| | | | 57 | 02 | 03 | Tichete de cresa si tichete sociale pentru gradinita | | 37.000 | | | | | | |
| | | | 57 | 02 | 05 | Suport alimentar | | 1.009.000 | 500.000 | | | | | |
| | | | 59 | | | TITLUL XI ALTE CHELTUIELI | | 6.257.850 | 3.142.330 | 2.773.100 | 2.773.100 | 2.773.100 | | 2.773.100 |
| | | | 59 | 01 | | Burse | | 6.231.058 | 3.115.538 | 2.746.308 | 2.746.308 | 2.746.308 | | 2.746.308 |
| | | | 59 | 17 | | Despagubiri civile | | 26.792 | 26.792 | 26.792 | 26.792 | 26.792 | | 26.792 |

| Capi- fol | Sub- capi- fol | Pa- ra- graf | Gru- pa / Titlu | Ar- ti- col | Ali- ne- at | Denumire indicator | Credite de angajament | Credite bugetare | | Angajamente bugetare | Angajamente legale | Plati efectuate | Angajamente legale de platit | Cheltuieli efective |
|--------------|----------------------|--------------------|-----------------------|-------------------|-------------------|----------------------------------------------------------------------------------|--------------------------|---------------------------------------------------------------|--------------------------|-------------------------|-----------------------|--------------------|------------------------------------|------------------------|
| | | | | | | | | anuale aprobrate la finele perioadei de raportare | trimestriale cumulate | | | | | |
| A | | | | | | B | 1 | 2 | 3 | 4 | 5 | 6 | 7=5-6 | 8 |
| | | | 84 | | | PLATI EFECTUATE IN ANII PRECEDENTI SI RECUPERATE IN ANUL CURENT | | -82.700 | -82.700 | -107.737 | -107.737 | -107.737 | | |
| | | | 85 | | | Titlul XIX PLATI EFECTUATE IN ANII PRECEDENTI SI RECUPERATE IN ANUL CURENT | | -82.700 | -82.700 | -107.737 | -107.737 | -107.737 | | |
| | | | 85 | 01 | | Plati efectuate in anii precedenti si recuperate in anul curent | | -82.700 | -82.700 | -107.737 | -107.737 | -107.737 | | |
| | | | 85 | 01 | 01 | Plati efectuate in anii precedenti si recuperate in anul curent (SF) | | -82.700 | -82.700 | -107.737 | -107.737 | -107.737 | | |
| 6602 | | | | | | SANATATE | | 14.238.090 | 8.300.230 | 5.518.255 | 5.518.255 | 5.518.255 | | 5.698.991 |
| | | | 01 | | | CHELTUIELI CURENTE | | 14.238.090 | 8.300.230 | 5.518.255 | 5.518.255 | 5.518.255 | | 5.698.991 |
| | | | 10 | | | TITLUL I CHELTUIELI DE PERSONAL | | 8.238.080 | 4.342.930 | 3.664.039 | 3.664.039 | 3.664.039 | | 4.119.537 |
| | | | 10 | 01 | | Cheltuieli salariale in bani | | 6.594.520 | 3.523.691 | 2.979.439 | 2.979.439 | 2.979.439 | | 3.460.180 |
| | | | 10 | 01 | 01 | Salarii de baza | | 6.594.520 | 3.523.691 | 2.979.439 | 2.979.439 | 2.979.439 | | 3.460.180 |
| | | | 10 | 03 | | Contributii | | 1.643.560 | 819.239 | 684.600 | 684.600 | 684.600 | | 659.357 |
| | | | 10 | 03 | 01 | Contributii de asigurari sociale de stat | | 1.134.769 | 554.668 | 471.329 | 471.329 | 471.329 | | 471.329 |
| | | | 10 | 03 | 02 | Contributii de asigurari de somaj | | 35.911 | 17.553 | 12.991 | 12.991 | 12.991 | | 12.991 |
| | | | 10 | 03 | 03 | Contributii de asigurari sociale de sanatate | | 373.468 | 182.548 | 154.998 | 154.998 | 154.998 | | 154.998 |
| | | | 10 | 03 | 04 | Contributii de asigurari pentru accidente de munca si boli profesionale | | 15.495 | 7.513 | 6.397 | 6.397 | 6.397 | | 6.397 |
| | | | 10 | 03 | 06 | Contributii pentru concedii si indemnizatii | | 83.917 | 56.957 | 38.885 | 38.885 | 38.885 | | 13.642 |
| | | | 20 | | | TITLUL II BUNURI SI SERVICII | | 4.300.010 | 2.257.300 | 810.061 | 810.061 | 810.061 | | 535.299 |
| | | | 20 | 02 | | Reparatii curente | | 4.000.000 | 2.000.000 | 720.696 | 720.696 | 720.696 | | 486.968 |
| | | | 20 | 04 | | Medicamente si materiale sanitare | | 101.900 | 74.200 | 5.723 | 5.723 | 5.723 | | |
| | | | 20 | 04 | 01 | Medicamente | | 33.500 | 25.000 | | | | | |

| Capi- tol | Sub- capi- tol | Pa- ra- graf | Gru- pa / Titlu | Ar- ti- col | Ali- ne- at | Denumire indicator | Credite de angajament | Credite bugetare | | Angajamente bugetare | Angajamente legale | Plati efectuate | Angajamente legale de platit | Cheltuieli efective |
|--------------|----------------------|--------------------|-----------------------|-------------------|-------------------|------------------------------------------------------------------------------------------------------|--------------------------|---------------------------------------------------------------|--------------------------|-------------------------|-----------------------|--------------------|------------------------------------|------------------------|
| | | | | | | | | anuale aprobrate la finele perioadei de raportare | trimestriale cumulate | | | | | |
| A | | | | | | B | 1 | 2 | 3 | 4 | 5 | 6 | 7=5-6 | 8 |
| | | | 20 | 04 | 02 | Materiale sanitare | | 58.400 | 44.200 | 5.723 | 5.723 | 5.723 | | |
| | | | 20 | 04 | 04 | Dezinfectanti | | 10.000 | 5.000 | | | | | |
| | | | 20 | 05 | | Bunuri de natura obiectelor de inventar | | 40.710 | 34.100 | 780 | 780 | 780 | | |
| | | | 20 | 05 | 01 | Uniforme si echipament | | 18.700 | 18.700 | | | | | |
| | | | 20 | 05 | 30 | Alte obiecte de inventar | | 22.010 | 15.400 | 780 | 780 | 780 | | |
| | | | 20 | 06 | | Deplasari, detasari, transferari | | 74.000 | 74.000 | 27.440 | 27.440 | 27.440 | | |
| | | | 20 | 06 | 01 | Deplasari interne, detasari, transferari | | 74.000 | 74.000 | 27.440 | 27.440 | 27.440 | | |
| | | | 20 | 13 | | Pregatire profesionala | | 50.000 | 50.000 | 43.700 | 43.700 | 43.700 | | 37.050 |
| | | | 20 | 30 | | Alte cheltuieli | | 33.400 | 25.000 | 11.722 | 11.722 | 11.722 | | 11.281 |
| | | | 20 | 30 | 30 | Alte cheltuieli cu bunuri si servicii | | 33.400 | 25.000 | 11.722 | 11.722 | 11.722 | | 11.281 |
| | | | 51 | | | TITLUL VI TRANSFERURI INTRE UNITATI ALE ADMINISTRATIEI PUBLICE | | 1.700.000 | 1.700.000 | 1.044.155 | 1.044.155 | 1.044.155 | | 1.044.155 |
| | | | 51 | 01 | | Transferuri curente | | 1.700.000 | 1.700.000 | 1.044.155 | 1.044.155 | 1.044.155 | | 1.044.155 |
| | | | 51 | 01 | 46 | Transferuri din bugetele locale pentru finantarea cheltuielilor curente din domeniul sanatatii | | 1.700.000 | 1.700.000 | 1.044.155 | 1.044.155 | 1.044.155 | | 1.044.155 |
| 6702 | | | | | | CULTURA, RECREERE SI RELIGIE | | 87.355.810 | 58.735.170 | 44.100.224 | 44.100.224 | 42.960.135 | 1.140.089 | 47.017.368 |
| | | | 01 | | | CHELTUIELI CURENTE | | 87.607.810 | 58.987.170 | 44.157.947 | 44.157.947 | 43.017.858 | 1.140.089 | 47.017.368 |
| | | | 10 | | | TITLUL I CHELTUIELI DE PERSONAL | | 21.142.010 | 12.396.220 | 11.933.303 | 11.933.303 | 10.956.648 | 976.655 | 11.710.033 |
| | | | 10 | 01 | | Cheltuieli salariale in bani | | 17.255.512 | 10.372.780 | 9.947.723 | 9.947.723 | 9.157.718 | 790.005 | 9.797.336 |
| | | | 10 | 01 | 01 | Salarii de baza | | 10.889.312 | 7.530.780 | 7.458.821 | 7.458.821 | 6.825.174 | 633.647 | 7.356.857 |
| | | | 10 | 01 | 05 | Sporuri pentru conditii de munca | | 1.236.200 | 656.200 | 649.232 | 649.232 | 572.259 | 76.973 | 607.619 |
| | | | 10 | 01 | 06 | Alte sporuri | | 15.000 | 6.000 | 3.765 | 3.765 | 3.114 | 651 | 3.244 |
| | | | 10 | 01 | 10 | Fond pentru posturi ocupate prin cumul | | 241.000 | 111.000 | 101.628 | 101.628 | 101.628 | | 113.663 |
| | | | 10 | 01 | 12 | Indemnizatii platite unor persoane din afara unitatii | | 3.056.000 | 1.646.000 | 1.322.403 | 1.322.403 | 1.300.269 | 22.134 | 1.309.207 |
| | | | 10 | 01 | 13 | Indemnizatii de delegare | | 86.000 | 20.800 | 16.423 | 16.423 | 16.423 | | 16.423 |
| | | | 10 | 01 | 16 | Alocatii pentru locuinte | | 402.000 | 201.000 | 196.950 | 196.950 | 196.950 | | 196.950 |

| Capi- tol | Sub- capi- tol | Pa- ra- graf | Gru- pa / Titlu | Ar- ti- col | Ali- ne- at | Denumire indicator | Credite de angajament | Credite bugetare | | Angajamente bugetare | Angajamente legale | Plati efectuate | Angajamente legale de platit | Cheltuieli efective |
|--------------|----------------------|--------------------|-----------------------|-------------------|-------------------|----------------------------------------------------------------------------|--------------------------|---------------------------------------------------------------|--------------------------|-------------------------|-----------------------|--------------------|------------------------------------|------------------------|
| | | | | | | | | anuale aprobrate la finele perioadei de raportare | trimestriale cumulate | | | | | |
| A | | | | | | B | 1 | 2 | 3 | 4 | 5 | 6 | 7=5-6 | 8 |
| | | | 10 01 30 | | | Alte drepturi salariale in bani | | 1.330.000 | 201.000 | 198.501 | 198.501 | 141.901 | 56.600 | 193.373 |
| | | | 10 03 | | | Contributii | | 3.886.498 | 2.023.440 | 1.985.580 | 1.985.580 | 1.798.930 | 186.650 | 1.912.697 |
| | | | 10 03 01 | | | Contributii de asigurari sociale de stat | | 2.661.432 | 1.411.002 | 1.392.091 | 1.392.091 | 1.260.375 | 131.716 | 1.349.637 |
| | | | 10 03 02 | | | Contributii de asigurari de somaj | | 90.138 | 42.836 | 40.468 | 40.468 | 36.832 | 3.636 | 39.448 |
| | | | 10 03 03 | | | Contributii de asigurari sociale de sanatate | | 908.240 | 449.580 | 434.808 | 434.808 | 395.159 | 39.649 | 424.374 |
| | | | 10 03 04 | | | Contributii de asigurari pentru accidente de munca si boli profesionale | | 68.695 | 32.331 | 31.440 | 31.440 | 28.473 | 2.967 | 30.421 |
| | | | 10 03 06 | | | Contributii pentru concedii si indemnizatii | | 157.993 | 87.691 | 86.773 | 86.773 | 78.091 | 8.682 | 68.817 |
| | | | 20 | | | TITLUL II BUNURI SI SERVICII | | 66.465.800 | 46.590.950 | 32.224.644 | 32.224.644 | 32.061.210 | 163.434 | 35.307.335 |
| | | | 20 01 | | | Bunuri si servicii | | 11.820.351 | 10.697.000 | 9.504.437 | 9.504.437 | 9.406.205 | 98.232 | 10.634.690 |
| | | | 20 01 01 | | | Furnituri de birou | | 121.500 | 93.000 | 56.693 | 56.693 | 46.333 | 10.360 | 38.018 |
| | | | 20 01 02 | | | Materiale pentru curatenie | | 46.000 | 31.000 | 20.851 | 20.851 | 20.139 | 712 | 17.935 |
| | | | 20 01 03 | | | Incalzit, iluminat si forta motrica | | 799.000 | 652.000 | 545.459 | 545.459 | 542.283 | 3.176 | 435.813 |
| | | | 20 01 04 | | | Apa, canal si salubritate | | 100.851 | 62.000 | 44.171 | 44.171 | 43.499 | 672 | 38.010 |
| | | | 20 01 05 | | | Carburanti si lubrifianti | | 87.000 | 52.000 | 29.894 | 29.894 | 28.619 | 1.275 | 25.860 |
| | | | 20 01 06 | | | Piese de schimb | | 30.000 | 24.000 | 9.159 | 9.159 | 9.159 | | 13.232 |
| | | | 20 01 07 | | | Transport | | 662.000 | 542.000 | 276.785 | 276.785 | 276.785 | | 253.282 |
| | | | 20 01 08 | | | Posta, telecomunicatii, radio, tv, internet | | 173.000 | 99.000 | 78.929 | 78.929 | 78.929 | | 82.783 |
| | | | 20 01 09 | | | Materiale si prestari de servicii cu caracter functional | | 8.251.000 | 8.022.000 | 7.787.981 | 7.787.981 | 7.712.810 | 75.171 | 9.064.946 |
| | | | 20 01 30 | | | Alte bunuri si servicii pentru intretinere si functionare | | 1.550.000 | 1.120.000 | 654.515 | 654.515 | 647.649 | 6.866 | 664.811 |
| | | | 20 02 | | | Reparatii curente | | 2.743.850 | 1.012.000 | 107.647 | 107.647 | 107.647 | | 101.581 |
| | | | 20 03 | | | Hrana | | 2.230.000 | 1.985.000 | 987.883 | 987.883 | 987.883 | | 1.077.555 |

| Capi- tol | Sub- capi- tol | Pa- ra- graf | Gru- pa / Titlu | Ar- ti- col | Ali- ne- at | Denumire indicator | Credite de angajament | Credite bugetare | | Angajamente bugetare | Angajamente legale | Plati efectuate | Angajamente legale de platit | Cheltuieli efective |
|--------------|----------------------|--------------------|-----------------------|-------------------|-------------------|----------------------------------------------------------------------------------|--------------------------|--------------------------------------------------------------|--------------------------|-------------------------|-----------------------|--------------------|------------------------------------|------------------------|
| | | | | | | | | anuale aprobate la finele perioadei de raportare | trimestriale cumulate | | | | | |
| A | | | | | | B | 1 | 2 | 3 | 4 | 5 | 6 | 7=5-6 | 8 |
| | | | 20 | 03 | 01 | Hrana pentru oameni | | 1.830.000 | 1.680.000 | 867.161 | 867.161 | 867.161 | | 938.585 |
| | | | 20 | 03 | 02 | Hrana pentru animale | | 400.000 | 305.000 | 120.722 | 120.722 | 120.722 | | 138.970 |
| | | | 20 | 04 | | Medicamente si materiale sanitare | | 555.000 | 395.000 | 152.085 | 152.085 | 152.085 | | 405.764 |
| | | | 20 | 04 | 01 | Medicamente | | 478.000 | 328.000 | 145.416 | 145.416 | 145.416 | | 330.473 |
| | | | 20 | 04 | 02 | Materiale sanitare | | 76.000 | 66.000 | 6.669 | 6.669 | 6.669 | | 75.291 |
| | | | 20 | 04 | 04 | Dezinfectanti | | 1.000 | 1.000 | | | | | |
| | | | 20 | 05 | | Bunuri de natura obiectelor de inventar | | 1.136.000 | 776.000 | 430.698 | 430.698 | 401.778 | 28.920 | 1.462.560 |
| | | | 20 | 05 | 01 | Uniforme si echipament | | 537.000 | 342.000 | 257.100 | 257.100 | 257.100 | | 1.426.141 |
| | | | 20 | 05 | 30 | Alte obiecte de inventar | | 599.000 | 434.000 | 173.598 | 173.598 | 144.678 | 28.920 | 36.419 |
| | | | 20 | 06 | | Deplasari, detasari, transferari | | 2.211.000 | 1.682.000 | 805.719 | 805.719 | 805.719 | | 726.334 |
| | | | 20 | 06 | 01 | Deplasari interne, detasari, transferari | | 1.558.000 | 1.007.000 | 369.877 | 369.877 | 369.877 | | 378.045 |
| | | | 20 | 06 | 02 | Deplasari in strainatate | | 653.000 | 675.000 | 435.842 | 435.842 | 435.842 | | 348.289 |
| | | | 20 | 11 | | Carti, publicatii si materiale documentare | | 12.000 | 12.000 | 265 | 265 | 265 | | 1.595 |
| | | | 20 | 13 | | Pregatire profesionala | | 41.000 | 33.000 | 17.094 | 17.094 | 14.268 | 2.826 | 17.094 |
| | | | 20 | 14 | | Protectia muncii | | 31.000 | 18.000 | 10.723 | 10.723 | 10.723 | | 10.331 |
| | | | 20 | 30 | | Alte cheltuieli | | 45.685.599 | 29.980.950 | 20.208.093 | 20.208.093 | 20.174.637 | 33.456 | 20.869.831 |
| | | | 20 | 30 | 01 | Reclama si publicitate | | 116.000 | 106.000 | 61.168 | 61.168 | 61.168 | | 79.592 |
| | | | 20 | 30 | 03 | Prime de asigurare non-viata | | 56.000 | 50.000 | 28.130 | 28.130 | 27.854 | 276 | 33.493 |
| | | | 20 | 30 | 04 | Chirii | | 695.000 | 501.000 | 438.983 | 438.983 | 438.700 | 283 | 422.731 |
| | | | 20 | 30 | 30 | Alte cheltuieli cu bunuri si servicii | | 44.818.599 | 29.323.950 | 19.679.812 | 19.679.812 | 19.646.915 | 32.897 | 20.334.015 |
| | | | 84 | | | PLATI EFECTUATE IN ANII PRECEDENTI SI RECUPERATE IN ANUL CURENT | | -252.000 | -252.000 | -57.723 | -57.723 | -57.723 | | |
| | | | 85 | | | Titlul XIX PLATI EFECTUATE IN ANII PRECEDENTI SI RECUPERATE IN ANUL CURENT | | -252.000 | -252.000 | -57.723 | -57.723 | -57.723 | | |
| | | | 85 | 01 | | Plati efectuate in anii precedenti si recuperate in anul curent | | -252.000 | -252.000 | -57.723 | -57.723 | -57.723 | | |

| Capi- tol | Sub- capi- fol | Pa- ra- graf | Gru- pa / Titlu | Ar- ti- col | Ali- ne- at | Denumire indicator | Credite de angajament | Credite bugetare | | Angajamente bugetare | Angajamente legale | Plati efectuate | Angajamente legale de platit | Cheltuieli efective |
|--------------|----------------------|--------------------|-----------------------|-------------------|-------------------|-------------------------------------------------------------------------------|--------------------------|--------------------------------------------------------------|--------------------------|-------------------------|-----------------------|--------------------|------------------------------------|------------------------|
| | | | | | | | | anuale aprobate la finele perioadei de raportare | trimestriale cumulate | | | | | |
| A | | | | | | B | 1 | 2 | 3 | 4 | 5 | 6 | 7=5-6 | 8 |
| | | | 85 | 01 | 01 | Plati efectuate in anii precedenti si recuperate in anul curent (SF) | | -252.000 | -252.000 | -57.723 | -57.723 | -57.723 | | |
| 6802 | | | | | | ASIGURARI SI ASISTENTA SOCIALA | | 68.845.090 | 38.760.130 | 33.821.056 | 33.821.056 | 32.537.119 | 1.283.937 | 33.232.968 |
| | | | | 01 | | CHELTUIELI CURENTE | | 68.868.090 | 38.783.130 | 33.846.649 | 33.846.649 | 32.562.712 | 1.283.937 | 33.232.968 |
| | | | | 10 | | TITLUL I CHELTUIELI DE PERSONAL | | 34.263.100 | 18.036.100 | 16.354.722 | 16.354.722 | 15.484.237 | 870.485 | 16.005.785 |
| | | | | 10 | 01 | Cheltuieli salariale in bani | | 27.924.300 | 14.681.200 | 13.326.312 | 13.326.312 | 12.645.533 | 680.779 | 13.074.022 |
| | | | | 10 | 01 | 01 Salarii de baza | | 14.502.300 | 7.830.200 | 6.690.557 | 6.690.557 | 6.109.640 | 580.917 | 6.269.220 |
| | | | | 10 | 01 | 12 Indemnizatii platite unor persoane din afara unitatii | | 13.391.000 | 6.820.000 | 6.631.769 | 6.631.769 | 6.531.907 | 99.862 | 6.800.816 |
| | | | | 10 | 01 | 13 Indemnizatii de delegare | | 31.000 | 31.000 | 3.986 | 3.986 | 3.986 | | 3.986 |
| | | | | 10 | 03 | Contributii | | 6.338.800 | 3.354.900 | 3.028.410 | 3.028.410 | 2.838.704 | 189.706 | 2.931.763 |
| | | | | 10 | 03 | 01 Contributii de asigurari sociale de stat | | 4.391.500 | 2.306.750 | 2.124.351 | 2.124.351 | 1.995.473 | 128.878 | 2.064.399 |
| | | | | 10 | 03 | 02 Contributii de asigurari de somaj | | 152.640 | 79.320 | 64.472 | 64.472 | 58.057 | 6.415 | 59.986 |
| | | | | 10 | 03 | 03 Contributii de asigurari sociale de sanatate | | 1.455.000 | 773.400 | 697.721 | 697.721 | 655.195 | 42.526 | 677.850 |
| | | | | 10 | 03 | 04 Contributii de asigurari pentru accidente de munca si boli profesionale | | 60.960 | 34.580 | 23.113 | 23.113 | 20.377 | 2.736 | 20.977 |
| | | | | 10 | 03 | 06 Contributii pentru concedii si indemnizatii | | 278.700 | 160.850 | 118.753 | 118.753 | 109.602 | 9.151 | 108.551 |
| | | | | 20 | | TITLUL II BUNURI SI SERVICII | | 7.999.990 | 5.397.030 | 2.902.604 | 2.902.604 | 2.830.709 | 71.895 | 2.737.791 |
| | | | | 20 | 01 | Bunuri si servicii | | 2.985.589 | 1.898.169 | 944.764 | 944.764 | 899.797 | 44.967 | 1.032.071 |
| | | | | 20 | 01 | 01 Furnituri de birou | | 230.270 | 158.070 | 61.205 | 61.205 | 61.205 | | 112.812 |
| | | | | 20 | 01 | 02 Materiale pentru curatenie | | 316.380 | 187.380 | 66.329 | 66.329 | 47.154 | 19.175 | 84.445 |
| | | | | 20 | 01 | 03 Incalzit, iluminat si forta motrica | | 891.705 | 551.711 | 358.651 | 358.651 | 346.370 | 12.281 | 337.518 |
| | | | | 20 | 01 | 04 Apa, canal si salubritate | | 215.800 | 142.410 | 79.908 | 79.908 | 75.769 | 4.139 | 76.647 |
| | | | | 20 | 01 | 05 Carburanti si lubrifianti | | 100.554 | 90.553 | 5.467 | 5.467 | 5.467 | | 24.980 |
| | | | | 20 | 01 | 06 Piese de schimb | | 70.400 | 54.400 | 9.818 | 9.818 | 7.553 | 2.265 | 11.294 |


| Capi- tol | Sub- capi- tol | Pa- ra- graf | Gru- pa / Titlu | Ar- ti- col | Ali- ne- at | Denumire indicator | Credite de angajament | Credite bugetare | | Angajamente bugetare | Angajamente legale | Plati efectuate | Angajamente legale de platit | Cheltuieli efective |
|--------------|----------------------|--------------------|-----------------------|-------------------|-------------------|--------------------------------------------------------------|--------------------------|---------------------------------------------------------------|--------------------------|-------------------------|-----------------------|--------------------|------------------------------------|------------------------|
| | | | | | | | | anuale aprobrate la finele perioadei de raportare | trimestriale cumulate | | | | | |
| A | | | | | | B | 1 | 2 | 3 | 4 | 5 | 6 | 7=5-6 | 8 |
| | | | 20 | 01 | 08 | Posta, telecomunicatii, radio, tv, internet | | 255.500 | 137.500 | 108.446 | 108.446 | 107.974 | 472 | 107.402 |
| | | | 20 | 01 | 09 | Materiale si prestari de servicii cu caracter functional | | 247.550 | 148.715 | 81.793 | 81.793 | 81.352 | 441 | 107.875 |
| | | | 20 | 01 | 30 | Alte bunuri si servicii pentru intretinere si functionare | | 657.430 | 427.430 | 173.147 | 173.147 | 166.953 | 6.194 | 169.098 |
| | | | 20 | 02 | | Reparatii curente | | 398.520 | 340.500 | 50.939 | 50.939 | 47.239 | 3.700 | 22.128 |
| | | | 20 | 03 | | Hrana | | 3.190.100 | 1.990.600 | 1.446.912 | 1.446.912 | 1.446.912 | | 1.419.549 |
| | | | 20 | 03 | 01 | Hrana pentru oameni | | 3.190.100 | 1.990.600 | 1.446.912 | 1.446.912 | 1.446.912 | | 1.419.549 |
| | | | 20 | 04 | | Medicamente si materiale sanitare | | 197.857 | 149.175 | 88.029 | 88.029 | 68.007 | 20.022 | 55.388 |
| | | | 20 | 04 | 01 | Medicamente | | 73.077 | 60.395 | 52.896 | 52.896 | 35.360 | 17.536 | 31.062 |
| | | | 20 | 04 | 02 | Materiale sanitare | | 31.380 | 30.880 | 22.645 | 22.645 | 20.159 | 2.486 | 8.126 |
| | | | 20 | 04 | 03 | Reactivi | | | | | | | | 4.371 |
| | | | 20 | 04 | 04 | Dezinfectanti | | 93.400 | 57.900 | 12.488 | 12.488 | 12.488 | | 11.829 |
| | | | 20 | 05 | | Bunuri de natura obiectelor de inventar | | 405.967 | 326.228 | 173.480 | 173.480 | 170.624 | 2.856 | 36.449 |
| | | | 20 | 05 | 01 | Uniforme si echipament | | 118.370 | 105.970 | 80.415 | 80.415 | 80.415 | | 29 |
| | | | 20 | 05 | 03 | Lenjerie si accesorii de pat | | 69.165 | 57.825 | 37.469 | 37.469 | 37.469 | | |
| | | | 20 | 05 | 30 | Alte obiecte de inventar | | 218.432 | 162.433 | 55.596 | 55.596 | 52.740 | 2.856 | 36.420 |
| | | | 20 | 06 | | Deplasari, detasari, transferari | | 176.750 | 143.750 | 1.708 | 1.708 | 1.708 | | 1.708 |
| | | | 20 | 06 | 01 | Deplasari interne, detasari, transferari | | 169.750 | 136.750 | 1.518 | 1.518 | 1.518 | | 1.518 |
| | | | 20 | 06 | 02 | Deplasari in strainatate | | 7.000 | 7.000 | 190 | 190 | 190 | | 190 |
| | | | 20 | 11 | | Carti, publicatii si materiale documentare | | 23.602 | 18.603 | 8.342 | 8.342 | 8.342 | | 4.142 |
| | | | 20 | 12 | | Consultanta si expertiza | | 66.000 | 66.000 | 10.056 | 10.056 | 10.056 | | 10.056 |
| | | | 20 | 13 | | Pregatire profesionala | | 175.180 | 132.680 | 53.354 | 53.354 | 53.354 | | 53.354 |
| | | | 20 | 14 | | Protectia muncii | | 135.745 | 127.745 | 63.396 | 63.396 | 63.046 | 350 | 38.482 |
| | | | 20 | 30 | | Alte cheltuieli | | 244.680 | 203.580 | 61.624 | 61.624 | 61.624 | | 64.464 |
| | | | 20 | 30 | 01 | Reclama si publicitate | | 9.900 | 4.800 | 839 | 839 | 839 | | 839 |

| Capi- tol | Sub- capi- tol | Pa- ra- graf | Gru- pa / Tifu | Ar- ti- col | Ali- ne- at | Denumire indicator | Credite de angajament | Credite bugetare | | Angajamente bugetare | Angajamente legale | Plati efectuate | Angajamente legale de platit | Cheltuieli efective |
|--------------|----------------------|--------------------|----------------------|-------------------|-------------------|-----------------------------------------------------------------------------------------------------------|--------------------------|---------------------------------------------------------------|--------------------------|-------------------------|-----------------------|--------------------|------------------------------------|------------------------|
| | | | | | | | | anuale aprobrate la finele perioadei de raportare | trimestriale cumulate | | | | | |
| A | | | | | | B | 1 | 2 | 3 | 4 | 5 | 6 | 7=5-6 | 8 |
| | | | 20 | 30 | 03 | Prime de asigurare non-viata | | 31.000 | 31.000 | 6.347 | 6.347 | 6.347 | | 10.979 |
| | | | 20 | 30 | 30 | Alte cheltuieli cu bunuri si servicii | | 203.780 | 167.780 | 54.438 | 54.438 | 54.438 | | 52.646 |
| | | | 51 | | | TITLUL VI TRANSFERURI INTRE UNITATI ALE ADMINISTRATIEI PUBLICE | | 900.000 | 500.000 | 480.000 | 480.000 | 480.000 | | 480.000 |
| | | | 51 | 01 | | Transferuri curente | | 900.000 | 500.000 | 480.000 | 480.000 | 480.000 | | 480.000 |
| | | | 51 | 01 | 39 | Transferuri din bugetele locale pentru finantarea unitatilor de asistenta sociala si medico-sociale | | 900.000 | 500.000 | 480.000 | 480.000 | 480.000 | | 480.000 |
| | | | 57 | | | TITLUL VIII ASISTENTA SOCIALA | | 21.562.000 | 11.299.000 | 11.247.044 | 11.247.044 | 10.905.487 | 341.557 | 11.147.113 |
| | | | 57 | 02 | | Ajutoare sociale | | 21.562.000 | 11.299.000 | 11.247.044 | 11.247.044 | 10.905.487 | 341.557 | 11.147.113 |
| | | | 57 | 02 | 01 | Ajutoare sociale in numerar | | 21.562.000 | 11.299.000 | 11.247.044 | 11.247.044 | 10.905.487 | 341.557 | 11.147.113 |
| | | | 59 | | | TITLUL XI ALTE CHELTUIELI | | 4.143.000 | 3.551.000 | 2.862.279 | 2.862.279 | 2.862.279 | | 2.862.279 |
| | | | 59 | 11 | | Asociatii si fundatii | | 4.143.000 | 3.551.000 | 2.862.279 | 2.862.279 | 2.862.279 | | 2.862.279 |
| | | | 84 | | | PLATI EFECTUATE IN ANII PRECEDENTI SI RECUPERATE IN ANUL CURENT | | -23.000 | -23.000 | -25.593 | -25.593 | -25.593 | | |
| | | | 85 | | | Titlul XIX PLATI EFECTUATE IN ANII PRECEDENTI SI RECUPERATE IN ANUL CURENT | | -23.000 | -23.000 | -25.593 | -25.593 | -25.593 | | |
| | | | 85 | 01 | | Plati efectuate in anii precedenti si recuperate in anul curent | | -23.000 | -23.000 | -25.593 | -25.593 | -25.593 | | |
| | | | 85 | 01 | 01 | Plati efectuate in anii precedenti si recuperate in anul curent (SF) | | -23.000 | -23.000 | -25.593 | -25.593 | -25.593 | | |
| 7000 | 02 | | | | | Partea IV-a SERVICII SI DEZVOLTARE PUBLICA, LOCUINTE, MEDIU SI APE | | 88.745.550 | 54.665.350 | 31.164.999 | 31.164.999 | 31.164.999 | | 17.540.404 |
| 7002 | | | | | | LOCUINTE, SERVICII SI DEZVOLTARE PUBLICA | | 70.245.550 | 42.379.330 | 25.727.881 | 25.727.881 | 25.727.881 | | 11.331.957 |
| | | | 01 | | | CHELTUIELI CURENTE | | 28.200.130 | 20.917.110 | 8.740.721 | 8.740.721 | 8.740.721 | | 8.442.606 |
| | | | 10 | | | TITLUL I CHELTUIELI DE PERSONAL | | 142.830 | 109.750 | 109.748 | 109.748 | 109.748 | | 123.779 |
| | | | 10 | 01 | | Cheltuieli salariale in bani | | 90.270 | 89.590 | 89.590 | 89.590 | 89.590 | | 101.043 |

| Capi- tol | Sub- capi- tol | Pa- ra- graf | Gra- pa / Titlu | Ar- ti- col | Ali- ne- at | Denumire indicator | Credite de angajament | Credite bugetare | | Angajamente bugetare | Angajamente legale | Plati efectuate | Angajamente legale de platit | Cheltuieli efective |
|--------------|----------------------|--------------------|-----------------------|-------------------|-------------------|----------------------------------------------------------------------------|--------------------------|---------------------------------------------------------------|--------------------------|-------------------------|-----------------------|--------------------|------------------------------------|------------------------|
| | | | | | | | | anuale aprobrate la finele perioadei de raportare | trimestriale cumulate | | | | | |
| A | | | | | | B | 1 | 2 | 3 | 4 | 5 | 6 | 7=5-6 | 8 |
| | | | 10 | 01 | 01 | Salarii de baza | | 90.270 | 89.590 | 89.590 | 89.590 | 89.590 | | 101.043 |
| | | | 10 | 03 | | Contributii | | 52.560 | 20.160 | 20.158 | 20.158 | 20.158 | | 22.736 |
| | | | 10 | 03 | 01 | Contributii de asigurari sociale de stat | | 34.160 | 14.158 | 14.156 | 14.156 | 14.156 | | 15.966 |
| | | | 10 | 03 | 02 | Contributii de asigurari de somaj | | 1.440 | 446 | 446 | 446 | 446 | | 503 |
| | | | 10 | 03 | 03 | Contributii de asigurari sociale de sanatate | | 14.660 | 4.659 | 4.659 | 4.659 | 4.659 | | 5.255 |
| | | | 10 | 03 | 04 | Contributii de asigurari pentru accidente de munca si boli profesionale | | 540 | 136 | 136 | 136 | 136 | | 154 |
| | | | 10 | 03 | 06 | Contributii pentru concedii si indemnizatii | | 1.760 | 761 | 761 | 761 | 761 | | 858 |
| | | | 20 | | | TITLUL II BUNURI SI SERVICII | | 28.057.300 | 20.807.360 | 8.630.973 | 8.630.973 | 8.630.973 | | 8.318.827 |
| | | | 20 | 01 | | Bunuri si servicii | | 12.908.533 | 10.673.510 | 5.714.747 | 5.714.747 | 5.714.747 | | 5.119.382 |
| | | | 20 | 01 | 01 | Furnituri de birou | | 9.200 | 4.600 | | | | | |
| | | | 20 | 01 | 02 | Materiale pentru curatenie | | 1.200 | 600 | | | | | |
| | | | 20 | 01 | 03 | Incalzit, iluminat si forta motrica | | 8.336.492 | 7.043.595 | 4.857.624 | 4.857.624 | 4.857.624 | | 4.180.264 |
| | | | 20 | 01 | 04 | Apa, canal si salubritate | | 2.736.481 | 2.336.365 | 640.213 | 640.213 | 640.213 | | 652.942 |
| | | | 20 | 01 | 05 | Carburanti si lubrifianti | | 1.800 | 900 | | | | | |
| | | | 20 | 01 | 06 | Piese de schimb | | 42.640 | 21.320 | | | | | |
| | | | 20 | 01 | 08 | Posta, telecomunicatii, radio, tv, internet | | 36.800 | 18.700 | 6.439 | 6.439 | 6.439 | | 6.195 |
| | | | 20 | 01 | 09 | Materiale si prestari de servicii cu caracter functional | | 140.480 | 70.240 | 14.018 | 14.018 | 14.018 | | 10.306 |
| | | | 20 | 01 | 30 | Alte bunuri si servicii pentru intretinere si functionare | | 1.603.440 | 1.177.190 | 196.453 | 196.453 | 196.453 | | 269.675 |
| | | | 20 | 02 | | Reparatii curente | | 6.729.182 | 4.746.460 | 975.502 | 975.502 | 975.502 | | 1.061.930 |
| | | | 20 | 05 | | Bunuri de natura obiectelor de inventar | | 125.000 | 42.500 | | | | | |
| | | | 20 | 05 | 30 | Alte obiecte de inventar | | 125.000 | 42.500 | | | | | |

| Capi- tol | Sub- capi- tol | Pa- ra- graf | Gru- pa / Titlu | Ar- ti- col | Ali- ne- at | Denumire indicator | Credite de angajament | Credite bugetare | | Angajamente bugetare | Angajamente legale | Plati efectuate | Angajamente legale de platit | Cheltuieli efective |
|--------------|----------------------|--------------------|-----------------------|-------------------|-------------------|-------------------------------------------------------------------------|--------------------------|-------------------------------------------------------------|--------------------------|-------------------------|-----------------------|--------------------|------------------------------------|------------------------|
| | | | | | | | | anuale aprobat la finele perioadei de raportare | trimestriale cumulate | | | | | |
| A | | | | | | B | 1 | 2 | 3 | 4 | 5 | 6 | 7=5-6 | 8 |
| | | | | | | recuperate in anul curent | | -32.500 | -32.500 | -10.651 | -10.651 | -10.651 | | |
| | | | 85 | 01 | 01 | Plati efectuate in anii precedenti si recuperate in anul curent (SF) | | -32.500 | -32.500 | -10.651 | -10.651 | -10.651 | | |
| 7402 | | | | | | PROTECTIA MEDIULUI | | 18.500.000 | 12.286.020 | 5.437.118 | 5.437.118 | 5.437.118 | | 6.208.447 |
| | | | 01 | | | CHELTUIELI CURENTE | | 18.500.000 | 12.286.020 | 5.437.118 | 5.437.118 | 5.437.118 | | 6.208.447 |
| | | | 20 | | | TITLUL II BUNURI SI SERVICII | | 18.500.000 | 12.286.020 | 5.437.118 | 5.437.118 | 5.437.118 | | 6.208.447 |
| | | | 20 | 01 | | Bunuri si servicii | | 18.401.000 | 12.187.020 | 5.437.118 | 5.437.118 | 5.437.118 | | 6.208.447 |
| | | | 20 | 01 | 06 | Piese de schimb | | 9.400 | 9.400 | 4.338 | 4.338 | 4.338 | | 4.338 |
| | | | 20 | 01 | 30 | Alte bunuri si servicii pentru intretinere si functionare | | 18.391.600 | 12.177.620 | 5.432.780 | 5.432.780 | 5.432.780 | | 6.204.109 |
| | | | 20 | 05 | | Bunuri de natura obiectelor de inventar | | 99.000 | 99.000 | | | | | |
| | | | 20 | 05 | 30 | Alte obiecte de inventar | | 99.000 | 99.000 | | | | | |
| 8000 | 02 | | | | | Partea V-a ACTIUNI ECONOMICE | | 134.912.000 | 123.124.970 | 85.217.631 | 85.217.631 | 85.217.631 | | 79.566.902 |
| 8102 | | | | | | COMBUSTIBILI SI ENERGIE | | 49.305.000 | 47.751.470 | 31.355.346 | 31.355.346 | 31.355.346 | | 30.946.157 |
| | | | | 01 | | CHELTUIELI CURENTE | | 49.305.000 | 47.751.470 | 31.355.346 | 31.355.346 | 31.355.346 | | 30.946.157 |
| | | | 40 | | | TITLUL IV SUBVENTII | | 49.305.000 | 47.751.470 | 31.355.346 | 31.355.346 | 31.355.346 | | 30.946.157 |
| | | | 40 | 03 | | Subventii pentru acoperirea diferentelor de pret si tarif | | 49.305.000 | 47.751.470 | 31.355.346 | 31.355.346 | 31.355.346 | | 30.946.157 |
| 8402 | | | | | | TRANSPORTURI | | 85.607.000 | 75.373.500 | 53.862.285 | 53.862.285 | 53.862.285 | | 48.620.745 |
| | | | | 01 | | CHELTUIELI CURENTE | | 81.300.000 | 71.066.500 | 49.578.478 | 49.578.478 | 49.578.478 | | 48.581.525 |
| | | | 20 | | | TITLUL II BUNURI SI SERVICII | | 36.300.000 | 31.666.500 | 16.627.180 | 16.627.180 | 16.627.180 | | 15.024.732 |
| | | | 20 | 01 | | Bunuri si servicii | | 7.585.000 | 5.451.000 | 814.436 | 814.436 | 814.436 | | 841.618 |
| | | | 20 | 01 | 30 | Alte bunuri si servicii pentru intretinere si functionare | | 7.585.000 | 5.451.000 | 814.436 | 814.436 | 814.436 | | 841.618 |
| | | | 20 | 02 | | Reparatii curente | | 28.000.000 | 26.000.000 | 15.634.286 | 15.634.286 | 15.634.286 | | 14.003.656 |
| | | | 20 | 30 | | Alte cheltuieli | | 715.000 | 215.500 | 178.458 | 178.458 | 178.458 | | 179.458 |
| | | | 20 | 30 | 03 | Prime de asigurare non-viata | | 689.500 | 200.000 | 166.694 | 166.694 | 166.694 | | 166.694 |
| | | | 20 | 30 | 30 | Alte cheltuieli cu bunuri si servicii | | 25.500 | 15.500 | 11.764 | 11.764 | 11.764 | | 12.764 |

| Capi- tol | Sub- capi- tol | Pa- ra- graf | Gru- pa / Titlu | Ar- ti- col | Ali- ne- at | Denumire indicator | Credite de angajament | Credite bugetare | | Angajamente bugetare | Angajamente legale | Plati efectuate | Angajamente legale de platit | Cheltuieli efective |
|--------------|----------------------|--------------------|-----------------------|-------------------|-------------------|-------------------------------------------------------------------|--------------------------|---------------------------------------------------------------|--------------------------|-------------------------|-----------------------|--------------------|------------------------------------|------------------------|
| | | | | | | | | anuale aprobrate la finele perioadei de raportare | trimestriale cumulate | | | | | |
| A | | | | | | B | 1 | 2 | 3 | 4 | 5 | 6 | 7=5-6 | 8 |
| | | | 40 | | | TITLUL IV SUBVENTII | | 45.000.000 | 39.400.000 | 32.951.298 | 32.951.298 | 32.951.298 | | 33.556.793 |
| | | | 40 | 03 | | Subventii pentru acoperirea diferentelor de pret si tarif | | 45.000.000 | 39.400.000 | 32.951.298 | 32.951.298 | 32.951.298 | | 33.556.793 |
| | | | 79 | | | OPERATIUNI FINANCIARE | | 4.307.000 | 4.307.000 | 4.283.807 | 4.283.807 | 4.283.807 | | 39.220 |
| | | | 81 | | | TITLUL XVII RAMBURSARI DE CREDITE | | 4.307.000 | 4.307.000 | 4.283.807 | 4.283.807 | 4.283.807 | | 39.220 |
| | | | 81 | 02 | | Rambursari de credite interne | | 4.307.000 | 4.307.000 | 4.283.807 | 4.283.807 | 4.283.807 | | 39.220 |
| | | | 81 | 02 | 05 | Rambursari de credite aferente datoriei publice interne locale | | 4.307.000 | 4.307.000 | 4.283.807 | 4.283.807 | 4.283.807 | | 39.220 |
| 9902 | 96 | | | | | excedent/deficit sect funct | | | | | | 190.320 | | |



DIRECTOR ECONOMIC
STELIANA STANCIU
G-

SEF SERVICIUL BUDGET
RAMONA RAȘU

CONTUL DE EXECUTIE AL BUGETULUI LOCAL - CHELTUIELI
30 06 2017

Pag. 1 - lei-

| Capi- tol | Sub- capi- tol | Pa- ra- graf | Gru- pa / Titlu | Ar- ti- col | Ali- ne- at | Denumire indicator | Credite de angajament | Credite bugetare | | Angajamente bugetare | Angajamente legale | Plati efectuate | Angajamente legale de platit | Cheltuieli efective |
|--------------|----------------------|--------------------|-----------------------|-------------------|-------------------|---------------------------------------------------------------------------------------|--------------------------|--------------------------------------------------------------|--------------------------|-------------------------|-----------------------|--------------------|------------------------------------|------------------------|
| | | | | | | | | anuale aprobate la finele perioadei de raportare | trimestriale cumulate | | | | | |
| A | | | | | | B | 1 | 2 | 3 | 4 | 5 | 6 | 7=5-6 | 8 |
| * 02 | 55 | 02 | 00 | | | | | 13.335.100 | 7.670.490 | 5.508.524 | 5.508.524 | 5.508.524 | | 5.505.686 |
| 5002 | | | | | | TOTAL CHELTUIELI | | 979.554.390 | 643.516.070 | 415.909.570 | 415.909.570 | 411.848.749 | 4.060.821 | 396.185.823 |
| 5100 | 02 | | | | | Partea I-a SERVICII PUBLICE GENERALE | | 81.447.900 | 45.137.770 | 33.683.997 | 33.683.997 | 33.683.997 | | 34.513.315 |
| 5102 | | | | | | AUTORITATI PUBLICE SI ACTIUNI EXTERNE | | 64.400.120 | 34.926.600 | 26.064.788 | 26.064.788 | 26.064.788 | | 27.047.629 |
| | 01 | | | | | Autoritati executive si legislative | | 64.400.120 | 34.926.600 | 26.064.788 | 26.064.788 | 26.064.788 | | 27.047.629 |
| | 03 | | | | | Autoritati executive | | 64.400.120 | 34.926.600 | 26.064.788 | 26.064.788 | 26.064.788 | | 27.047.629 |
| 5402 | | | | | | ALTE SERVICII PUBLICE GENERALE | | 3.712.680 | 2.540.680 | 2.110.685 | 2.110.685 | 2.110.685 | | 1.960.000 |
| | 10 | | | | | Servicii publice comunitare de evidenta a persoanelor | | 3.561.995 | 2.389.995 | 1.960.000 | 1.960.000 | 1.960.000 | | 1.960.000 |
| | 50 | | | | | Alte servicii publice generale | | 150.685 | 150.685 | 150.685 | 150.685 | 150.685 | | |
| 5502 | | | | | | TRANZACTII PRIVIND DATORIA PUBLICA SI IMPRUMUTURI | | 13.335.100 | 7.670.490 | 5.508.524 | 5.508.524 | 5.508.524 | | 5.505.686 |
| 6000 | 02 | | | | | Partea II-a APARARE, ORDINE PUBLICA SI SIGURANTA NATIONALA | | 33.795.220 | 20.524.060 | 13.602.548 | 13.602.548 | 13.568.306 | 34.242 | 13.634.382 |
| 6102 | | | | | | ORDINE PUBLICA SI SIGURANTA NATIONALA | | 33.795.220 | 20.524.060 | 13.602.548 | 13.602.548 | 13.568.306 | 34.242 | 13.634.382 |
| | 03 | | | | | Ordine publica | | 33.211.220 | 19.940.060 | 13.506.678 | 13.506.678 | 13.472.436 | 34.242 | 13.615.375 |
| | 04 | | | | | Politie comunitara | | 33.211.220 | 19.940.060 | 13.506.678 | 13.506.678 | 13.472.436 | 34.242 | 13.615.375 |
| | 05 | | | | | Protectie civila si protectia contra incendiilor (protectie civila nonmilitara) | | 584.000 | 584.000 | 95.870 | 95.870 | 95.870 | | 19.007 |
| 6500 | 02 | | | | | Partea III-a CHELTUIELI SOCIAL-CULTURALE | | 491.841.190 | 298.891.500 | 213.325.279 | 213.325.279 | 209.298.700 | 4.026.579 | 223.796.513 |
| 6502 | | | | | | INVATAMANT | | 245.527.340 | 145.793.950 | 120.013.587 | 120.013.587 | 118.529.944 | 1.483.643 | 130.429.145 |
| | 03 | | | | | Invatamant prescolar si primar | | 69.972.650 | 39.840.930 | 35.828.892 | 35.828.892 | 35.492.509 | 336.383 | 36.216.722 |
| | 01 | | | | | Invatamant prescolar | | 41.255.550 | 24.658.080 | 21.329.973 | 21.329.973 | 21.146.444 | 183.529 | 21.456.002 |
| | 02 | | | | | Invatamant primar | | 28.737.100 | 15.182.850 | 14.498.919 | 14.498.919 | 14.346.065 | 152.854 | 14.760.720 |
| | 04 | | | | | Invatamant secundar | | 175.459.380 | 105.878.110 | 84.121.177 | 84.121.177 | 82.973.917 | 1.147.260 | 94.139.848 |
| | 01 | | | | | Invatamant secundar inferior | | 56.089.640 | 32.187.120 | 25.707.191 | 25.707.191 | 25.208.186 | 499.005 | 24.989.208 |
| | 02 | | | | | Invatamant secundar superior | | 117.185.070 | 72.379.640 | 57.161.530 | 57.161.530 | 56.513.275 | 648.255 | 67.864.518 |

| Capi- tol | Sub- capi- tol | Pa- ra- graf | Gru- pa / Titlu | Ar- ti- col | Ali- ne- at | Denumire indicator | Credite de angajament | Credite bugetare | | Angajamente bugetare | Angajamente legale | Plati efectuate | Angajamente legale de platit | Cheltuieli efective |
|--------------|----------------------|--------------------|-----------------------|-------------------|-------------------|----------------------------------------------------------------------------------|--------------------------|-------------------------------------------------------------|--------------------------|-------------------------|-----------------------|--------------------|------------------------------------|------------------------|
| | | | | | | | | anuale aprobat la finele perioadei de raportare | trimestriale cumulate | | | | | |
| A | | | | | | B | 1 | 2 | 3 | 4 | 5 | 6 | 7=5-6 | 8 |
| 6502 | 03 | | | | | Invatamant profesional | | 2.184.670 | 1.311.350 | 1.252.456 | 1.252.456 | 1.252.456 | | 1.286.122 |
| | 05 | | | | | Invatamant postliceal | | 95.310 | 74.910 | 63.518 | 63.518 | 63.518 | | 72.575 |
| 6602 | | | | | | SANATATE | | 70.721.990 | 46.708.500 | 14.726.628 | 14.726.628 | 14.726.628 | | 6.506.890 |
| | 06 | | | | | Servicii medicale in unitati sanitare cu paturi | | 62.183.900 | 42.108.270 | 10.973.224 | 10.973.224 | 10.973.224 | | 2.339.022 |
| | 01 | | | | | Spitale generale | | 62.183.900 | 42.108.270 | 10.973.224 | 10.973.224 | 10.973.224 | | 2.339.022 |
| | 08 | | | | | Servicii de sanatate publica | | 8.538.090 | 4.600.230 | 3.753.404 | 3.753.404 | 3.753.404 | | 4.167.868 |
| 6702 | | | | | | CULTURA, RECREERE SI RELIGIE | | 104.791.730 | 65.752.130 | 44.554.311 | 44.554.311 | 43.346.125 | 1.208.186 | 53.367.417 |
| | 03 | | | | | Servicii culturale | | 42.262.000 | 26.811.340 | 22.422.358 | 22.422.358 | 21.214.172 | 1.208.186 | 22.967.257 |
| | 04 | | | | | Instituti publice de spectacol si concerte | | 29.705.000 | 18.007.140 | 14.129.814 | 14.129.814 | 12.921.628 | 1.208.186 | 13.757.580 |
| | 06 | | | | | Case de cultura | | 12.507.000 | 8.789.200 | 8.292.544 | 8.292.544 | 8.292.544 | | 9.209.677 |
| | 30 | | | | | Alte servicii culturale | | 50.000 | 15.000 | | | | | |
| | 05 | | | | | Servicii recreative si sportive | | 53.349.050 | 34.175.490 | 21.564.136 | 21.564.136 | 21.564.136 | | 30.225.691 |
| | 01 | | | | | Sport | | 19.611.030 | 14.309.660 | 10.887.974 | 10.887.974 | 10.887.974 | | 13.230.701 |
| | 03 | | | | | Intretinere gradini publice, parcuri zone verzi, baze sportive si de agrement | | 33.738.020 | 19.865.830 | 10.676.162 | 10.676.162 | 10.676.162 | | 16.994.990 |
| | 06 | | | | | Servicii religioase | | 2.839.380 | 1.274.000 | 574.877 | 574.877 | 574.877 | | 150.159 |
| | 50 | | | | | Alte servicii in domeniile culturii, recreerii si religiei | | 6.341.300 | 3.491.300 | -7.060 | -7.060 | -7.060 | | 24.510 |
| 6802 | | | | | | ASIGURARI SI ASISTENTA SOCIALA | | 70.800.130 | 40.636.920 | 34.030.753 | 34.030.753 | 32.696.003 | 1.334.750 | 33.493.061 |
| | 04 | | | | | Asistenta acordata persoanelor in varsta | | 1.910.970 | 1.205.720 | 861.833 | 861.833 | 727.175 | 134.658 | 843.517 |
| | 05 | | | | | Asistenta sociala in caz de boli si invaliditati | | 42.210.670 | 22.838.670 | 22.083.026 | 22.083.026 | 21.503.821 | 579.205 | 22.099.117 |
| | 02 | | | | | Asistenta sociala in caz de invaliditate | | 42.210.670 | 22.838.670 | 22.083.026 | 22.083.026 | 21.503.821 | 579.205 | 22.099.117 |
| | 06 | | | | | Asistenta sociala pentru familie si copii | | 2.815.000 | 1.478.000 | 1.048.323 | 1.048.323 | 929.077 | 119.246 | 999.321 |
| | 11 | | | | | Crese | | 5.780.340 | 3.335.830 | 2.187.134 | 2.187.134 | 2.187.134 | | 2.202.269 |

| Capi- tol | Sub- capi- tol | Pa- ra- graf | Gru- pa / Titlu | Ar- ti- col | Ali- ne- at | Denumire indicator | Credite de angajament | Credite bugetare | | Angajamente bugetare | Angajamente legale | Plati efectuate | Angajamente legale de platit | Cheltuieli efective |
|--------------|----------------------|--------------------|-----------------------|-------------------|-------------------|--------------------------------------------------------------------------------|--------------------------|---------------------------------------------------------------|--------------------------|-------------------------|-----------------------|--------------------|------------------------------------|------------------------|
| | | | | | | | | anuale aprobrate la finele perioadei de raportare | trimestriale cumulate | | | | | |
| A | | | | | | B | 1 | 2 | 3 | 4 | 5 | 6 | 7=5-6 | 8 |
| 6802 | 15 | | | | | Prevenirea excluderii sociale | | 18.083.150 | 11.778.700 | 7.850.437 | 7.850.437 | 7.348.796 | 501.641 | 7.348.837 |
| | 01 | | | | | Ajutor social | | 9.774.980 | 6.818.990 | 4.485.877 | 4.485.877 | 3.984.236 | 501.641 | 4.121.795 |
| | 02 | | | | | Cantine de ajutor social | | 8.308.170 | 4.959.710 | 3.364.560 | 3.364.560 | 3.364.560 | | 3.227.042 |
| 7000 | 02 | | | | | Partea IV-a SERVICII SI DEZVOLTARE PUBLICA, LOCUINTE, MEDIU SI APE | | 100.488.340 | 60.836.750 | 30.198.124 | 30.198.124 | 30.198.124 | | 39.209.644 |
| 7002 | | | | | | LOCUINTE, SERVICII SI DEZVOLTARE PUBLICA | | 81.626.520 | 48.188.910 | 24.761.006 | 24.761.006 | 24.761.006 | | 32.938.875 |
| | 03 | | | | | Locuinte | | 7.559.200 | 2.948.450 | -1.095.221 | -1.095.221 | -1.095.221 | | 3.405.721 |
| | 01 | | | | | Dezvoltarea sistemului de locuinte | | 7.559.200 | 2.948.450 | -1.095.221 | -1.095.221 | -1.095.221 | | |
| | 30 | | | | | Alte cheltuieli in domeniul locuintelor | | | | | | | | 3.405.721 |
| | 05 | | | | | Alimentare cu apa si amenajari hidrotehnice | | 5.083.110 | 3.657.080 | 680.007 | 680.007 | 680.007 | | 739.671 |
| | 01 | | | | | Alimentare cu apa | | 5.083.110 | 3.657.080 | 680.007 | 680.007 | 680.007 | | 739.671 |
| | 06 | | | | | Iluminat public si electrificari | | 8.003.500 | 6.648.356 | 4.147.215 | 4.147.215 | 4.147.215 | | 3.609.902 |
| | 07 | | | | | Alimentare cu gaze naturale in localitati | | 567.820 | 537.819 | 335.142 | 335.142 | 335.142 | | 340.343 |
| | 50 | | | | | Alte servicii in domeniile locuintelor, serviciilor si dezvoltarii comunale | | 60.412.890 | 34.397.205 | 20.693.863 | 20.693.863 | 20.693.863 | | 24.843.238 |
| 7402 | | | | | | PROTECTIA MEDIULUI | | 18.861.820 | 12.647.840 | 5.437.118 | 5.437.118 | 5.437.118 | | 6.270.769 |
| | 05 | | | | | Salubritate si gestiunea deseurilor | | 18.582.520 | 12.368.540 | 5.437.118 | 5.437.118 | 5.437.118 | | 6.270.769 |
| | 01 | | | | | Salubritate | | 15.000.000 | 9.986.020 | 4.511.242 | 4.511.242 | 4.511.242 | | 5.169.690 |
| | 02 | | | | | Colectarea, tratarea si distrugerea deseurilor | | 3.582.520 | 2.382.520 | 925.876 | 925.876 | 925.876 | | 1.101.079 |
| | 06 | | | | | Canalizarea si tratarea apelor reziduale | | 279.300 | 279.300 | | | | | |
| 8000 | 02 | | | | | Partea V-a ACTIUNI ECONOMICE | | 271.981.740 | 218.125.990 | 125.099.622 | 125.099.622 | 125.099.622 | | 85.031.969 |
| 8102 | | | | | | COMBUSTIBILI SI ENERGIE | | 76.034.010 | 73.561.470 | 53.855.346 | 53.855.346 | 53.855.346 | | 30.946.157 |
| | 06 | | | | | Energie termica | | 76.034.010 | 73.561.470 | 53.855.346 | 53.855.346 | 53.855.346 | | 30.946.157 |
| 8402 | | | | | | TRANSPORTURI | | 195.947.730 | 144.564.520 | 71.244.276 | 71.244.276 | 71.244.276 | | 54.085.812 |
| | 03 | | | | | Transport rutier | | 195.947.730 | 144.564.520 | 71.244.276 | 71.244.276 | 71.244.276 | | 54.085.812 |
| | 01 | | | | | Drumuri si poduri | | 44.734.360 | 25.535.650 | 7.705.769 | 7.705.769 | 7.705.769 | | |
| | 02 | | | | | Transport in comun | | 92.534.850 | 74.337.350 | 45.519.259 | 45.519.259 | 45.519.259 | | 37.505.906 |

| Capi- tol | Sub- capi- tol | Pa- ra- graf | Gru- pa / Titlu | Ar- ti- col | Ali- ne- at | Denumire indicator | Credite de angajament | Credite bugetare | | Angajamente bugetare | Angajamente legale | Plati efectuate | Angajamente legale de platit | Cheltuieli efective |
|--------------|----------------------|--------------------|-----------------------|-------------------|-------------------|--------------------|--------------------------|---------------------------------------------------------------|--------------------------|-------------------------|-----------------------|--------------------|------------------------------------|------------------------|
| | | | | | | | | anuale aprobrate la finele perioadei de raportare | trimestriale cumulate | | | | | |
| A | | | | | | B | 1 | 2 | 3 | 4 | 5 | 6 | 7=5-6 | 8 |
| 8402 | 03 | | | | | Strazi | | 58.678.520 | 44.691.520 | 18.019.248 | 18.019.248 | 18.019.248 | | 16.579.906 |

PRIMAR
NICOLAE ROBU

DIRECTOR ECONOMIC
STELIANA STANCIU
G

SEF SERVICIUL ASUJET
RAMONA RAJU

DETALIEREA CHELTUIELILOR
- buget local -
30 06 2017

Pag. 5 - lei-

| Capi- tol | Sub- capi- tol | Pa- ra- graf | Gru- pa / Titlu | Ar- ti- col | Ali- ne- at | Denumire indicator | Credite de angajament | Credite bugetare | | Angajamente bugetare | Angajamente legale | Plati efectuate | Angajamente legale de platit | Cheltuieli efective |
|--------------|----------------------|--------------------|-----------------------|-------------------|-------------------|----------------------------------------------------------------------------------------------|--------------------------|--------------------------------------------------------------|--------------------------|-------------------------|-----------------------|--------------------|------------------------------------|------------------------|
| | | | | | | | | anuale aprobate la finele perioadei de raportare | trimestriale cumulate | | | | | |
| A | | | | | | B | 1 | 2 | 3 | 4 | 5 | 6 | 7=5-6 | 8 |
| 5002 | | | | | | TOTAL CHELTUIELI | | 979.554.390 | 643.516.070 | 415.909.570 | 415.909.570 | 411.848.749 | 4.060.821 | 396.185.823 |
| | 01 | | | | | CHELTUIELI CURENTE | | 702.220.640 | 467.092.830 | 345.632.218 | 345.632.218 | 341.690.307 | 3.941.911 | 370.738.620 |
| | 10 | | | | | TITLUL I CHELTUIELI DE PERSONAL | | 296.326.790 | 160.919.790 | 153.247.538 | 153.247.538 | 151.400.398 | 1.847.140 | 156.908.418 |
| | 20 | | | | | TITLUL II BUNURI SI SERVICII | | 214.607.885 | 159.916.695 | 93.896.823 | 93.896.823 | 92.143.609 | 1.753.214 | 92.861.206 |
| | 30 | | | | | TITLUL III DOBANZI | | 13.335.100 | 7.670.490 | 5.508.524 | 5.508.524 | 5.508.524 | | 5.505.686 |
| | 40 | | | | | TITLUL IV SUBVENTII | | 94.305.000 | 87.151.470 | 64.306.644 | 64.306.644 | 64.306.644 | | 64.502.950 |
| | 51 | | | | | TITLUL VI TRANSFERURI INTRE UNITATI ALE ADMINISTRATIEI PUBLICE | | 34.354.485 | 23.073.965 | 8.902.075 | 8.902.075 | 8.902.075 | | 3.484.155 |
| | 55 | | | | | TITLUL VII ALTE TRANSFERURI | | 4.017.000 | 2.014.000 | 1.965.402 | 1.965.402 | 1.965.402 | | 1.965.402 |
| | 56 | | | | | TITLUL VIII PROIECTE CU FINANTARE DIN FONDURI EXTERNE NERAMBURSABILE (FEN) POSTADERARE | | 1.420.530 | 1.420.530 | 126.868 | 126.868 | 126.868 | | 27.953.219 |
| | 57 | | | | | TITLUL VIII ASISTENTA SOCIALA | | 27.453.000 | 14.232.560 | 11.844.434 | 11.844.434 | 11.502.877 | 341.557 | 11.723.674 |
| | 59 | | | | | TITLUL XI ALTE CHELTUIELI | | 16.400.850 | 10.693.330 | 5.833.910 | 5.833.910 | 5.833.910 | | 5.833.910 |
| | 70 | | | | | CHELTUIELI DE CAPITAL | | 233.673.260 | 153.345.950 | 51.047.634 | 51.047.634 | 50.928.724 | 118.910 | 22.518.632 |
| | 71 | | | | | TITLUL XIII ACTIVE NEFINANCIARE | | 208.488.260 | 128.160.950 | 28.547.634 | 28.547.634 | 28.428.724 | 118.910 | 22.518.632 |
| | 72 | | | | | TITLUL XIV ACTIVE FINANCIARE | | 25.185.000 | 25.185.000 | 22.500.000 | 22.500.000 | 22.500.000 | | |
| | 79 | | | | | OPERATIUNI FINANCIARE | | 46.384.920 | 25.801.720 | 21.281.618 | 21.281.618 | 21.281.618 | | 2.928.571 |
| | 81 | | | | | TITLUL XVII RAMBURSARI DE CREDITE | | 46.384.920 | 25.801.720 | 21.281.618 | 21.281.618 | 21.281.618 | | 2.928.571 |
| | 84 | | | | | PLATI EFECTUATE IN ANII PRECEDENTI SI RECUPERATE IN ANUL CURENT | | -2.724.430 | -2.724.430 | -2.051.900 | -2.051.900 | -2.051.900 | | |
| | 85 | | | | | Titlul XIX PLATI EFECTUATE IN ANII PRECEDENTI SI RECUPERATE IN ANUL CURENT | | -2.724.430 | -2.724.430 | -2.051.900 | -2.051.900 | -2.051.900 | | |
| 5100 | 02 | | | | | Partea I-a SERVICII PUBLICE GENERALE | | 81.447.900 | 45.137.770 | 33.683.997 | 33.683.997 | 33.683.997 | | 34.513.315 |
| 5102 | | | | | | AUTORITATI PUBLICE SI ACTIUNI EXTERNE | | 64.400.120 | 34.926.600 | 26.064.788 | 26.064.788 | 26.064.788 | | 27.047.629 |
| | 01 | | | | | CHELTUIELI CURENTE | | 58.284.660 | 32.968.870 | 25.873.818 | 25.873.818 | 25.873.818 | | 26.449.127 |
| | 10 | | | | | TITLUL I CHELTUIELI DE PERSONAL | | 41.823.770 | 21.864.630 | 21.038.743 | 21.038.743 | 21.038.743 | | 21.943.755 |

| Capi- tol | Sub- capi- tol | Pa- ra- graf | Gru- pa / Titlu | Ar- ti- col | Ali- ne- at | Denumire indicator | Credite de angajament | Credite bugetare | | Angajamente bugetare | Angajamente legale | Plati efectuate | Angajamente legale de platit | Cheltuieli efective |
|--------------|----------------------|--------------------|-----------------------|-------------------|-------------------|----------------------------------------------------------------------------|--------------------------|---------------------------------------------------------------|--------------------------|-------------------------|-----------------------|--------------------|------------------------------------|------------------------|
| | | | | | | | | anuale aprobrate la finele perioadei de raportare | trimestriale cumulate | | | | | |
| A | | | | | | B | 1 | 2 | 3 | 4 | 5 | 6 | 7=5-6 | 8 |
| | | | 10 | 01 | | Cheltuieli salariale in bani | | 34.041.950 | 17.785.004 | 17.234.991 | 17.234.991 | 17.234.991 | | 17.940.549 |
| | | | 10 | 01 | 01 | Salarii de baza | | 33.497.860 | 17.508.964 | 17.013.409 | 17.013.409 | 17.013.409 | | 17.721.425 |
| | | | 10 | 01 | 06 | Alte sporuri | | 8.240 | 4.620 | 3.409 | 3.409 | 3.409 | | 3.507 |
| | | | 10 | 01 | 12 | Indemnizatii platite unor persoane din afara unitatii | | 474.350 | 235.920 | 205.828 | 205.828 | 205.828 | | 204.411 |
| | | | 10 | 01 | 13 | Indemnizatii de delegare | | 61.500 | 35.500 | 12.345 | 12.345 | 12.345 | | 11.206 |
| | | | 10 | 03 | | Contributii | | 7.781.820 | 4.079.626 | 3.803.752 | 3.803.752 | 3.803.752 | | 4.003.206 |
| | | | 10 | 03 | 01 | Contributii de asigurari sociale de stat | | 5.364.220 | 2.843.144 | 2.699.385 | 2.699.385 | 2.699.385 | | 2.811.963 |
| | | | 10 | 03 | 02 | Contributii de asigurari de somaj | | 222.990 | 114.520 | 102.660 | 102.660 | 102.660 | | 106.960 |
| | | | 10 | 03 | 03 | Contributii de asigurari sociale de sanatate | | 1.830.650 | 943.557 | 889.748 | 889.748 | 889.748 | | 927.033 |
| | | | 10 | 03 | 04 | Contributii de asigurari pentru accidente de munca si boli profesionale | | 52.960 | 27.405 | 25.591 | 25.591 | 25.591 | | 26.659 |
| | | | 10 | 03 | 06 | Contributii pentru concedii si indemnizatii | | 311.000 | 151.000 | 86.368 | 86.368 | 86.368 | | 130.591 |
| | | | 20 | | | TITLUL II BUNURI SI SERVICII | | 10.460.890 | 7.104.240 | 4.636.544 | 4.636.544 | 4.636.544 | | 4.306.841 |
| | | | 20 | 01 | | Bunuri si servicii | | 4.759.800 | 3.116.315 | 2.204.829 | 2.204.829 | 2.204.829 | | 2.029.468 |
| | | | 20 | 01 | 01 | Furnituri de birou | | 358.640 | 159.500 | 40.298 | 40.298 | 40.298 | | 75.565 |
| | | | 20 | 01 | 02 | Materiale pentru curatenie | | 159.000 | 80.000 | 69.150 | 69.150 | 69.150 | | 69.150 |
| | | | 20 | 01 | 03 | Incalzit, iluminat si forta motrica | | 489.000 | 435.980 | 345.750 | 345.750 | 345.750 | | 341.077 |
| | | | 20 | 01 | 04 | Apa, canal si salubritate | | 116.600 | 113.300 | 51.950 | 51.950 | 51.950 | | 53.430 |
| | | | 20 | 01 | 05 | Carburanti si lubrifianti | | 70.000 | 35.000 | 7.500 | 7.500 | 7.500 | | 18.800 |
| | | | 20 | 01 | 06 | Piese de schimb | | 150.000 | 70.000 | 27.092 | 27.092 | 27.092 | | 27.092 |
| | | | 20 | 01 | 08 | Posta, telecomunicatii, radio, tv, internet | | 1.029.610 | 685.865 | 467.237 | 467.237 | 467.237 | | 267.509 |
| | | | 20 | 01 | 30 | Alte bunuri si servicii pentru intretinere si functionare | | 2.386.950 | 1.536.670 | 1.195.852 | 1.195.852 | 1.195.852 | | 1.176.845 |

| Capi- tol | Sub- capi- tol | Pa- ra- graf | Gru- pa / Titlu | Ar- ti- col | Ali- ne- at | Denumire indicator | Credite de angajament | Credite bugetare | | Angajamente bugetare | Angajamente legale | Plati efectuate | Angajamente legale de platit | Cheltuieli efective |
|--------------|----------------------|--------------------|-----------------------|-------------------|-------------------|----------------------------------------------------------------------------------|--------------------------|---------------------------------------------------------------|--------------------------|-------------------------|-----------------------|--------------------|------------------------------------|------------------------|
| | | | | | | | | anuale aprobrate la finele perioadei de raportare | trimestriale cumulate | | | | | |
| A | | | | | | B | 1 | 2 | 3 | 4 | 5 | 6 | 7=5-6 | 8 |
| | | | | | | active corporale | | | | | | | | 20.411 |
| | | | 71 | 01 | 30 | Alte active fixe (inclusiv reparatii capitale) | | 2.890.050 | 619.550 | | | | | 143.568 |
| | | | 84 | | | PLATI EFECTUATE IN ANII PRECEDENTI SI RECUPERATE IN ANUL CURENT | | -288.450 | -288.450 | -197.555 | -197.555 | -197.555 | | |
| | | | 85 | | | Titlul XIX PLATI EFECTUATE IN ANII PRECEDENTI SI RECUPERATE IN ANUL CURENT | | -288.450 | -288.450 | -197.555 | -197.555 | -197.555 | | |
| | | | 85 | 01 | | Plati efectuate in anii precedenti si recuperate in anul curent | | -288.450 | -288.450 | -197.555 | -197.555 | -197.555 | | |
| | | | 85 | 01 | 01 | Plati efectuate in anii precedenti si recuperate in anul curent (SF) | | -150.000 | -150.000 | -99.106 | -99.106 | -99.106 | | |
| | | | 85 | 01 | 02 | Plati efectuate in anii precedenti si recuperate in anul curent (SD) | | -138.450 | -138.450 | -98.449 | -98.449 | -98.449 | | |
| 5402 | | | | | | ALTE SERVICII PUBLICE GENERALE | | 3.712.680 | 2.540.680 | 2.110.685 | 2.110.685 | 2.110.685 | | 1.960.000 |
| | | | 01 | | | CHELTUIELI CURENTE | | 3.712.680 | 2.540.680 | 2.110.685 | 2.110.685 | 2.110.685 | | 1.960.000 |
| | | | 20 | | | TITLUL II BUNURI SI SERVICII | | 150.685 | 150.685 | 150.685 | 150.685 | 150.685 | | |
| | | | 20 | 01 | | Bunuri si servicii | | 150.685 | 150.685 | 150.685 | 150.685 | 150.685 | | |
| | | | 20 | 01 | 07 | Transport | | 72.165 | 72.165 | 72.165 | 72.165 | 72.165 | | |
| | | | 20 | 01 | 30 | Alte bunuri si servicii pentru intretinere si functionare | | 78.520 | 78.520 | 78.520 | 78.520 | 78.520 | | |
| | | | 51 | | | TITLUL VI TRANSFERURI INTRE UNITATI ALE ADMINISTRATIEI PUBLICE | | 3.561.995 | 2.389.995 | 1.960.000 | 1.960.000 | 1.960.000 | | 1.960.000 |
| | | | 51 | 01 | | Transferuri curente | | 3.465.995 | 2.311.995 | 1.960.000 | 1.960.000 | 1.960.000 | | 1.960.000 |
| | | | 51 | 01 | 01 | Transferuri catre institutiile publice | | 3.465.995 | 2.311.995 | 1.960.000 | 1.960.000 | 1.960.000 | | 1.960.000 |
| | | | 51 | 02 | | Transferuri de capital | | 96.000 | 78.000 | | | | | |
| | | | 51 | 02 | 29 | Alte transferuri de capital catre institutiile publice | | 96.000 | 78.000 | | | | | |

| Capi- tol | Sub- capi- tol | Pa- ra- graf | Gru- pa / Tifu | Ar- ti- col | Ali- ne- at | Denumire indicator | Credite de angajament | Credite bugetare | | Angajamente bugetare | Angajamente legale | Plati efectuate | Angajamente legale de platit | Cheltuieli efective |
|--------------|----------------------|--------------------|----------------------|-------------------|-------------------|-----------------------------------------------------------------------------------|--------------------------|--------------------------------------------------------------|--------------------------|-------------------------|-----------------------|--------------------|------------------------------------|------------------------|
| | | | | | | | | anuale aprobate la finele perioadei de raportare | trimestriale cumulate | | | | | |
| A | | | | | | B | 1 | 2 | 3 | 4 | 5 | 6 | 7=5-6 | 8 |
| 5502 | | | | | | TRANZACTII PRIVIND DATORIA PUBLICA SI IMPRUMUTURI | | 13.335.100 | 7.670.490 | 5.508.524 | 5.508.524 | 5.508.524 | | 5.505.686 |
| | 01 | | | | | CHELTUIELI CURENTE | | 13.335.100 | 7.670.490 | 5.508.524 | 5.508.524 | 5.508.524 | | 5.505.686 |
| | 30 | | | | | TITLUL III DOBANZI | | 13.335.100 | 7.670.490 | 5.508.524 | 5.508.524 | 5.508.524 | | 5.505.686 |
| | 30 | 01 | | | | Dobanzi aferente datoriei publice interne | | 5.729.100 | 3.276.490 | 2.062.686 | 2.062.686 | 2.062.686 | | 1.685.436 |
| | 30 | 01 | 01 | | | Dobanzi aferente datoriei publice interne directe | | 5.344.100 | 2.891.490 | 2.029.803 | 2.029.803 | 2.029.803 | | 1.685.436 |
| | 30 | 01 | 02 | | | Dobanzi aferente creditelor interne garantate | | 385.000 | 385.000 | 32.883 | 32.883 | 32.883 | | |
| | 30 | 02 | | | | Dobanzi aferente datoriei publice externe | | 7.217.000 | 4.134.000 | 3.255.087 | 3.255.087 | 3.255.087 | | 3.603.569 |
| | 30 | 02 | 02 | | | Dobanzi aferente creditelor externe contractate de ordonatorii de credite | | 6.217.000 | 3.234.000 | 2.930.729 | 2.930.729 | 2.930.729 | | 3.279.211 |
| | 30 | 02 | 03 | | | Dobanzi aferente creditelor externe garantate si/sau directe subimprumutate | | 1.000.000 | 900.000 | 324.358 | 324.358 | 324.358 | | 324.358 |
| | 30 | 03 | | | | Alte dobanzi | | 389.000 | 260.000 | 190.751 | 190.751 | 190.751 | | 216.681 |
| | 30 | 03 | 05 | | | Dobanzi la operatiunile de leasing | | 389.000 | 260.000 | 190.751 | 190.751 | 190.751 | | 216.681 |
| 6000 | 02 | | | | | Partea II-a APARARE, ORDINE PUBLICA SI SIGURANTA NATIONALA | | 33.795.220 | 20.524.060 | 13.602.548 | 13.602.548 | 13.568.306 | 34.242 | 13.634.382 |
| 6102 | | | | | | ORDINE PUBLICA SI SIGURANTA NATIONALA | | 33.795.220 | 20.524.060 | 13.602.548 | 13.602.548 | 13.568.306 | 34.242 | 13.634.382 |
| | 01 | | | | | CHELTUIELI CURENTE | | 28.300.000 | 15.028.840 | 13.280.255 | 13.280.255 | 13.246.013 | 34.242 | 13.436.270 |
| | 10 | | | | | TITLUL I CHELTUIELI DE PERSONAL | | 26.000.000 | 12.965.720 | 12.587.296 | 12.587.296 | 12.587.296 | | 12.769.693 |
| | 10 | 01 | | | | Cheltuieli salariale in bani | | 17.953.000 | 8.952.740 | 8.772.315 | 8.772.315 | 8.772.315 | | 8.818.310 |
| | 10 | 01 | 01 | | | Salarii de baza | | 17.523.920 | 8.738.880 | 8.574.335 | 8.574.335 | 8.574.335 | | 8.618.169 |
| | 10 | 01 | 05 | | | Sporuri pentru conditii de munca | | 369.830 | 184.460 | 173.704 | 173.704 | 173.704 | | 175.865 |
| | 10 | 01 | 13 | | | Indemnizatii de delegare | | 59.250 | 29.400 | 24.276 | 24.276 | 24.276 | | 24.276 |
| | 10 | 02 | | | | Cheltuieli salariale in natura | | 4.282.200 | 2.135.630 | 1.967.552 | 1.967.552 | 1.967.552 | | 1.967.552 |

| Capi- tol | Sub- capi- tol | Pa- ra- graf | Gru- pa / Titlu | Ar- ti- col | Ali- ne- at | Denumire indicator | Credite de angajament | Credite bugetare | | Angajamente bugetare | Angajamente legale | Plati efectuate | Angajamente legale de platit | Cheltuieli efective | |
|--------------|----------------------|--------------------|-----------------------|-------------------|-------------------|----------------------------------------------------------------------------|--------------------------|-------------------------------------------------------------|--------------------------|-------------------------|-----------------------|--------------------|------------------------------------|------------------------|-----------|
| | | | | | | | | anuale aprobat la finele perioadei de raportare | trimestriale cumulate | | | | | | |
| | | | | | | | | 1 | 2 | | | | | | 3 |
| | | | | | | A | B | 1 | 2 | 3 | 4 | 5 | 6 | 7=5-6 | 8 |
| | | | 10 | 02 | 02 | Norme de hrana | | 4.282.200 | 2.135.630 | 1.967.552 | 1.967.552 | 1.967.552 | | | 1.967.552 |
| | | | 10 | 03 | | Contributii | | 3.764.800 | 1.877.350 | 1.847.429 | 1.847.429 | 1.847.429 | | | 1.983.831 |
| | | | 10 | 03 | 01 | Contributii de asigurari sociale de stat | | 2.726.640 | 1.359.650 | 1.343.516 | 1.343.516 | 1.343.516 | | | 1.389.249 |
| | | | 10 | 03 | 02 | Contributii de asigurari de somaj | | 81.320 | 40.510 | 39.778 | 39.778 | 39.778 | | | 40.999 |
| | | | 10 | 03 | 03 | Contributii de asigurari sociale de sanatate | | 901.670 | 449.630 | 441.913 | 441.913 | 441.913 | | | 456.095 |
| | | | 10 | 03 | 04 | Contributii de asigurari pentru accidente de munca si boli profesionale | | 45.170 | 22.560 | 22.222 | 22.222 | 22.222 | | | 22.934 |
| | | | 10 | 03 | 06 | Contributii pentru concedii si indemnizatii | | 10.000 | 5.000 | | | | | | 74.554 |
| | | | 20 | | | TITLUL II BUNURI SI SERVICII | | 2.300.000 | 2.063.120 | 692.959 | 692.959 | 658.717 | 34.242 | | 666.577 |
| | | | 20 | 01 | | Bunuri si servicii | | 1.086.000 | 989.800 | 406.790 | 406.790 | 388.831 | 17.959 | | 413.686 |
| | | | 20 | 01 | 01 | Furnituri de birou | | 80.000 | 44.500 | 24.243 | 24.243 | 24.243 | | | 26.633 |
| | | | 20 | 01 | 02 | Materiale pentru curatenie | | 20.000 | 10.300 | 4.369 | 4.369 | 4.369 | | | 6.245 |
| | | | 20 | 01 | 03 | Incalzit, iluminat si forta motrica | | 160.000 | 157.000 | 68.597 | 68.597 | 68.597 | | | 68.597 |
| | | | 20 | 01 | 04 | Apa, canal si salubritate | | 22.000 | 20.000 | 11.736 | 11.736 | 11.199 | 537 | | 11.194 |
| | | | 20 | 01 | 05 | Carburanti si lubrifianti | | 290.000 | 290.000 | 109.397 | 109.397 | 94.942 | 14.455 | | 92.179 |
| | | | 20 | 01 | 06 | Piese de schimb | | 29.000 | 20.000 | 2.796 | 2.796 | 1.562 | 1.234 | | 7.087 |
| | | | 20 | 01 | 08 | Posta, telecomunicatii, radio, tv, internet | | 115.000 | 115.000 | 43.969 | 43.969 | 43.969 | | | 44.464 |
| | | | 20 | 01 | 09 | Materiale si prestari de servicii cu caracter functional | | 270.000 | 258.000 | 108.767 | 108.767 | 107.034 | 1.733 | | 103.248 |
| | | | 20 | 01 | 30 | Alte bunuri si servicii pentru intretinere si functionare | | 100.000 | 75.000 | 32.916 | 32.916 | 32.916 | | | 54.039 |
| | | | 20 | 02 | | Reparatii curente | | 130.000 | 130.000 | 114.679 | 114.679 | 104.862 | 9.817 | | 114.679 |
| | | | 20 | 03 | | Hrana | | 5.000 | 5.000 | | | | | | |
| | | | 20 | 03 | 01 | Hrana pentru oameni | | 5.000 | 5.000 | | | | | | |

| Capi- tol | Sub- capi- tol | Pa- ra- graf | Gru- pa / Titlu | Ar- ti- col | Ali- ne- at | Denumire indicator | Credite de angajament | Credite bugetare | | Angajamente bugetare | Angajamente legale | Plati efectuate | Angajamente legale de platit | Cheltuieli efective |
|--------------|----------------------|--------------------|-----------------------|-------------------|-------------------|-------------------------------------------------------------------------------------------------------------------------------------------|--------------------------|---------------------------------------------------------------|--------------------------|-------------------------|-----------------------|--------------------|------------------------------------|------------------------|
| | | | | | | | | anuale aprobrate la finele perioadei de raportare | trimestriale cumulate | | | | | |
| A | | | | | | B | 1 | 2 | 3 | 4 | 5 | 6 | 7=5-6 | 8 |
| | | | 20 04 | | | Medicamente si materiale sanitare | | 2.000 | 2.000 | | | | | |
| | | | 20 04 01 | | | Medicamente | | | 1.000 | | | | | |
| | | | 20 04 02 | | | Materiale sanitare | | 1.500 | 500 | | | | | |
| | | | 20 04 04 | | | Dezinfectanti | | 500 | 500 | | | | | |
| | | | 20 05 | | | Bunuri de natura obiectelor de inventar | | 622.000 | 580.500 | 33.038 | 33.038 | 26.572 | 6.466 | 290 |
| | | | 20 05 01 | | | Uniforme si echipament | | 477.000 | 477.000 | 2.094 | 2.094 | 2.094 | | |
| | | | 20 05 03 | | | Lenjerie si accesorii de pat | | 10.000 | 10.000 | | | | | |
| | | | 20 05 30 | | | Alte obiecte de inventar | | 135.000 | 93.500 | 30.944 | 30.944 | 24.478 | 6.466 | 290 |
| | | | 20 06 | | | Deplasari, detasari, transferari | | 150.000 | 140.000 | 53.630 | 53.630 | 53.630 | | 53.030 |
| | | | 20 06 01 | | | Deplasari interne, detasari, transferari | | 150.000 | 140.000 | 53.630 | 53.630 | 53.630 | | 53.030 |
| | | | 20 11 | | | Carti, publicatii si materiale documentare | | 7.000 | 8.000 | | | | | |
| | | | 20 13 | | | Pregatire profesionala | | 108.000 | 85.000 | 41.674 | 41.674 | 41.674 | | 41.674 |
| | | | 20 15 | | | Munitie, furnituri si armament de natura activelor fixe pentru armata | | 30.000 | 21.000 | 10.353 | 10.353 | 10.353 | | 8.401 |
| | | | 20 25 | | | Cheltuieli judiciare si extrajudiciare derivate din actiuni in reprezentarea intereselor statului, potrivit dispozitiilor legale | | 50.000 | 20.000 | 10.028 | 10.028 | 10.028 | | 10.028 |
| | | | 20 30 | | | Alte cheltuieli | | 110.000 | 81.820 | 22.767 | 22.767 | 22.767 | | 24.789 |
| | | | 20 30 03 | | | Prime de asigurare non-viata | | 85.000 | 56.820 | 14.901 | 14.901 | 14.901 | | 14.901 |
| | | | 20 30 30 | | | Alte cheltuieli cu bunuri si servicii | | 25.000 | 25.000 | 7.866 | 7.866 | 7.866 | | 9.888 |
| | | | 70 | | | CHELTUIELI DE CAPITAL | | 5.495.220 | 5.495.220 | 323.660 | 323.660 | 323.660 | | 198.112 |
| | | | 71 | | | TITLUL XIII ACTIVE NEFINANCIARE | | 5.495.220 | 5.495.220 | 323.660 | 323.660 | 323.660 | | 198.112 |
| | | | 71 01 | | | Active fixe | | 5.495.220 | 5.495.220 | 323.660 | 323.660 | 323.660 | | 198.112 |
| | | | 71 01 01 | | | Constructii | | | | | | | | 41 |
| | | | 71 01 02 | | | Masini, echipamente si mijloace de transport | | 1.738.660 | 1.738.660 | 85.528 | 85.528 | 85.528 | | 98.632 |

| Capi- tol | Sub- capi- tol | Pa- ra- graf | Gru- pa / Titlu | Ar- ti- col | Ali- ne- at | Denumire indicator | Credite de angajament | Credite bugetare | | Angajamente bugetare | Angajamente legale | Plati efectuate | Angajamente legale de platit | Cheltuieli efective |
|--------------|----------------------|--------------------|-----------------------|-------------------|-------------------|----------------------------------------------------------------------------|--------------------------|---------------------------------------------------------------|--------------------------|-------------------------|-----------------------|--------------------|------------------------------------|------------------------|
| | | | | | | | | anuale aprobrate la finele perioadei de raportare | trimestriale cumulate | | | | | |
| A | | | | | | B | 1 | 2 | 3 | 4 | 5 | 6 | 7=5-6 | 8 |
| | | | | | | stat | | 20.916.263 | 11.699.390 | 11.335.223 | 11.335.223 | 11.335.223 | | 11.791.114 |
| | 10 | 03 | 02 | | | Contributii de asigurari de somaj | | 725.230 | 403.143 | 345.034 | 345.034 | 345.034 | | 357.305 |
| | 10 | 03 | 03 | | | Contributii de asigurari sociale de sanatate | | 7.085.478 | 3.865.225 | 3.708.310 | 3.708.310 | 3.708.310 | | 3.851.752 |
| | 10 | 03 | 04 | | | Contributii de asigurari pentru accidente de munca si boli profesionale | | 273.590 | 150.626 | 118.499 | 118.499 | 118.499 | | 122.937 |
| | 10 | 03 | 06 | | | Contributii pentru concedii si indemnizatii | | 1.883.767 | 1.077.464 | 713.101 | 713.101 | 713.101 | | 553.417 |
| | 20 | | | | | TITLUL II BUNURI SI SERVICII | | 40.073.210 | 31.593.490 | 21.784.055 | 21.784.055 | 20.300.412 | 1.483.643 | 19.755.357 |
| | 20 | 01 | | | | Bunuri si servicii | | 23.440.642 | 19.974.267 | 18.225.324 | 18.225.324 | 16.741.681 | 1.483.643 | 17.263.828 |
| | 20 | 01 | 01 | | | Furnituri de birou | | 481.299 | 362.880 | 257.226 | 257.226 | 245.973 | 11.253 | 246.534 |
| | 20 | 01 | 02 | | | Materiale pentru curatenie | | 655.400 | 444.177 | 287.182 | 287.182 | 287.182 | | 285.450 |
| | 20 | 01 | 03 | | | Incalzit, iluminat si forta motrica | | 13.046.084 | 12.119.131 | 11.640.100 | 11.640.100 | 10.734.097 | 906.003 | 11.443.405 |
| | 20 | 01 | 04 | | | Apa, canal si salubritate | | 2.256.772 | 1.787.507 | 1.650.922 | 1.650.922 | 1.453.013 | 197.909 | 1.496.893 |
| | 20 | 01 | 05 | | | Carburanti si lubrifianti | | 96.400 | 70.900 | 10.274 | 10.274 | 10.274 | | 19.495 |
| | 20 | 01 | 06 | | | Piese de schimb | | 32.136 | 20.931 | 10.021 | 10.021 | 10.021 | | 10.021 |
| | 20 | 01 | 07 | | | Transport | | 171.059 | 102.860 | 52.066 | 52.066 | 52.066 | | 57.089 |
| | 20 | 01 | 08 | | | Posta, telecomunicatii, radio, tv, internet | | 710.828 | 457.699 | 392.422 | 392.422 | 341.440 | 50.982 | 352.695 |
| | 20 | 01 | 09 | | | Materiale si prestari de servicii cu caracter functional | | 1.681.586 | 1.385.819 | 1.203.507 | 1.203.507 | 1.167.453 | 36.054 | 924.968 |
| | 20 | 01 | 30 | | | Alte bunuri si servicii pentru intretinere si functionare | | 4.309.078 | 3.222.363 | 2.721.604 | 2.721.604 | 2.440.162 | 281.442 | 2.427.278 |
| | 20 | 02 | | | | Reparatii curente | | 11.635.442 | 8.028.021 | 1.481.772 | 1.481.772 | 1.481.772 | | 1.426.506 |
| | 20 | 04 | | | | Medicamente si materiale sanitare | | 21.400 | 14.400 | | | | | |
| | 20 | 04 | 01 | | | Medicamente | | 18.900 | 12.900 | | | | | |
| | 20 | 04 | 02 | | | Materiale sanitare | | 2.200 | 1.200 | | | | | |
| | 20 | 04 | 04 | | | Dezinfectanti | | 300 | 300 | | | | | |

| Capi- fol | Sub- capi- tol | Pa- ra- graf | Gru- pa / Titlu | Ar- ti- col | Ali- ne- at | Denumire indicator | Credite de angajament | Credite bugetare | | Angajamente bugetare | Angajamente legale | Plati efectuate | Angajamente legale de platit | Cheltuieli efective |
|--------------|----------------------|--------------------|-----------------------|-------------------|-------------------|----------------------------------------------------------------------------------|--------------------------|--------------------------------------------------------------|--------------------------|-------------------------|-----------------------|--------------------|------------------------------------|------------------------|
| | | | | | | | | anuale aprobate la finele perioadei de raportare | trimestriale cumulate | | | | | |
| A | | | | | | B | 1 | 2 | 3 | 4 | 5 | 6 | 7=5-6 | 8 |
| | | | 56 | 01 | 03 | Cheltuieli neeligibile | | 578.730 | 578.730 | 126.868 | 126.868 | 126.868 | | 3.765.706 |
| | | | 57 | | | TITLUL VIII ASISTENTA SOCIALA | | 5.891.000 | 2.933.560 | 597.390 | 597.390 | 597.390 | | 576.561 |
| | | | 57 | 02 | | Ajutoare sociale | | 5.891.000 | 2.933.560 | 597.390 | 597.390 | 597.390 | | 576.561 |
| | | | 57 | 02 | 01 | Ajutoare sociale in numerar | | 2.845.000 | 1.408.000 | | | | | |
| | | | 57 | 02 | 02 | Ajutoare sociale in natura | | 2.000.000 | 1.025.560 | 597.390 | 597.390 | 597.390 | | 576.561 |
| | | | 57 | 02 | 03 | Tichete de cresa si tichete sociale pentru gradinita | | 37.000 | | | | | | |
| | | | 57 | 02 | 05 | Support alimentar | | 1.009.000 | 500.000 | | | | | |
| | | | 59 | | | TITLUL XI ALTE CHELTUIELI | | 6.257.850 | 3.142.330 | 2.773.100 | 2.773.100 | 2.773.100 | | 2.773.100 |
| | | | 59 | 01 | | Burse | | 6.231.058 | 3.115.538 | 2.746.308 | 2.746.308 | 2.746.308 | | 2.746.308 |
| | | | 59 | 17 | | Despagubiri civile | | 26.792 | 26.792 | 26.792 | 26.792 | 26.792 | | 26.792 |
| | | | 70 | | | CHELTUIELI DE CAPITAL | | 24.075.250 | 14.410.100 | 5.314.822 | 5.314.822 | 5.314.822 | | 939.558 |
| | | | 71 | | | TITLUL XIII ACTIVE NEFINANCIARE | | 24.075.250 | 14.410.100 | 5.314.822 | 5.314.822 | 5.314.822 | | 939.558 |
| | | | 71 | 01 | | Active fixe | | 24.075.250 | 14.410.100 | 5.314.822 | 5.314.822 | 5.314.822 | | 939.558 |
| | | | 71 | 01 | 01 | Constructii | | 14.648.934 | 6.892.540 | 4.265.637 | 4.265.637 | 4.265.637 | | |
| | | | 71 | 01 | 02 | Masini, echipamente si mijloace de transport | | 181.500 | 181.500 | 13.000 | 13.000 | 13.000 | | 487.254 |
| | | | 71 | 01 | 03 | Mobilier, aparatura birotica si alte active corporale | | 5.779.256 | 4.017.880 | 853.629 | 853.629 | 853.629 | | 300.396 |
| | | | 71 | 01 | 30 | Alte active fixe (inclusiv reparatii capitale) | | 3.465.560 | 3.318.180 | 182.556 | 182.556 | 182.556 | | 151.908 |
| | | | 84 | | | PLATI EFECTUATE IN ANII PRECEDENTI SI RECUPERATE IN ANUL CURENT | | -82.700 | -82.700 | -107.737 | -107.737 | -107.737 | | |
| | | | 85 | | | Titlul XIX PLATI EFECTUATE IN ANII PRECEDENTI SI RECUPERATE IN ANUL CURENT | | -82.700 | -82.700 | -107.737 | -107.737 | -107.737 | | |
| | | | 85 | 01 | | Plati efectuate in anii precedenti si recuperate in anul curent | | -82.700 | -82.700 | -107.737 | -107.737 | -107.737 | | |

| Capi- tol | Sub- capi- tol | Pa- ra- graf | Gru- pa / Tifu | Ar- ti- col | Ali- ne- at | Denumire indicator | Credite de angajament | Credite bugetare | | Angajamente bugetare | Angajamente legale | Plati efectuate | Angajamente legale de platit | Cheltuieli efective |
|--------------|----------------------|--------------------|----------------------|-------------------|---------------------------------------------|-------------------------------------------------------------------------------|--------------------------|---------------------------------------------------------------|--------------------------|-------------------------|-----------------------|--------------------|------------------------------------|------------------------|
| | | | | | | | | anuale aprobrate la finele perioadei de raportare | trimestriale cumulate | | | | | |
| A | | | | | | B | 1 | 2 | 3 | 4 | 5 | 6 | 7=5-6 | 8 |
| 6602 | | | 85 | 01 | 01 | Plati efectuate in anii precedenti si recuperate in anul curent (SF) | | -82.700 | -82.700 | -107.737 | -107.737 | -107.737 | | |
| | | | | | | SANATATE | | 70.721.990 | 46.708.500 | 14.726.628 | 14.726.628 | 14.726.628 | | 6.506.890 |
| | | | | 01 | | CHELTUIELI CURENTE | | 41.430.580 | 26.784.200 | 10.936.175 | 10.936.175 | 10.936.175 | | 5.735.315 |
| | | | | 10 | | TITLUL I CHELTUIELI DE PERSONAL | | 8.238.080 | 4.342.930 | 3.664.039 | 3.664.039 | 3.664.039 | | 4.119.537 |
| | | | | 10 | 01 | Cheltuieli salariale in bani | | 6.594.520 | 3.523.691 | 2.979.439 | 2.979.439 | 2.979.439 | | 3.460.180 |
| | | | | 10 | 01 | 01 Salarii de baza | | 6.594.520 | 3.523.691 | 2.979.439 | 2.979.439 | 2.979.439 | | 3.460.180 |
| | | | | 10 | 03 | Contributii | | 1.643.560 | 819.239 | 684.600 | 684.600 | 684.600 | | 659.357 |
| | | | | 10 | 03 | 01 Contributii de asigurari sociale de stat | | 1.134.769 | 554.668 | 471.329 | 471.329 | 471.329 | | 471.329 |
| | | | | 10 | 03 | 02 Contributii de asigurari de somaj | | 35.911 | 17.553 | 12.991 | 12.991 | 12.991 | | 12.991 |
| | | | | 10 | 03 | 03 Contributii de asigurari sociale de sanatate | | 373.468 | 182.548 | 154.998 | 154.998 | 154.998 | | 154.998 |
| | | | | 10 | 03 | 04 Contributii de asigurari pentru accidente de munca si boli profesionale | | 15.495 | 7.513 | 6.397 | 6.397 | 6.397 | | 6.397 |
| | | | | 10 | 03 | 06 Contributii pentru concedii si indemnizatii | | 83.917 | 56.957 | 38.885 | 38.885 | 38.885 | | 13.642 |
| | | | | 20 | | TITLUL II BUNURI SI SERVICII | | 4.300.010 | 2.257.300 | 810.061 | 810.061 | 810.061 | | 535.299 |
| | | | | 20 | 02 | Reparatii curente | | 4.000.000 | 2.000.000 | 720.696 | 720.696 | 720.696 | | 486.968 |
| | | | | 20 | 04 | Medicamente si materiale sanitare | | 101.900 | 74.200 | 5.723 | 5.723 | 5.723 | | |
| | | | | 20 | 04 | 01 Medicamente | | 33.500 | 25.000 | | | | | |
| | | | | 20 | 04 | 02 Materiale sanitare | | 58.400 | 44.200 | 5.723 | 5.723 | 5.723 | | |
| | | | | 20 | 04 | 04 Dezinfectanti | | 10.000 | 5.000 | | | | | |
| | | | | 20 | 05 | Bunuri de natura obiectelor de inventar | | 40.710 | 34.100 | 780 | 780 | 780 | | |
| | | | | 20 | 05 | 01 Uniforme si echipament | | 18.700 | 18.700 | | | | | |
| | | | 20 | 05 | 30 Alte obiecte de inventar | | 22.010 | 15.400 | 780 | 780 | 780 | | | |
| | | | 20 | 06 | Deplasari, detasari, transferari | | 74.000 | 74.000 | 27.440 | 27.440 | 27.440 | | | |
| | | | 20 | 06 | 01 Deplasari interne, detasari, transferari | | 74.000 | 74.000 | 27.440 | 27.440 | 27.440 | | | |

| Capi- tol | Sub- capi- tol | Pa- ra- graf | Gru- pa / Tifu | Ar- ti- col | Ali- ne- at | Denumire indicator | Credite de angajament | Credite bugetare | | Angajamente bugetare | Angajamente legale | Plati efectuate | Angajamente legale de platit | Cheltuieli efective |
|--------------|----------------------|--------------------|----------------------|-------------------|-------------------|----------------------------------------------------------------------------|--------------------------|--------------------------------------------------------------|--------------------------|-------------------------|-----------------------|--------------------|------------------------------------|------------------------|
| | | | | | | | | anuale aprobate la finele perioadei de raportare | trimestriale cumulate | | | | | |
| A | | | | | | B | 1 | 2 | 3 | 4 | 5 | 6 | 7=5-6 | 8 |
| | | | | | | sanatate | | 908.240 | 449.580 | 434.808 | 434.808 | 395.159 | 39.649 | 424.374 |
| | 10 | 03 | 04 | | | Contributii de asigurari pentru accidente de munca si boli profesionale | | 68.695 | 32.331 | 31.440 | 31.440 | 28.473 | 2.967 | 30.421 |
| | 10 | 03 | 06 | | | Contributii pentru concedii si indemnizatii | | 157.993 | 87.691 | 86.773 | 86.773 | 78.091 | 8.682 | 68.817 |
| | 20 | | | | | TITLUL II BUNURI SI SERVICII | | 66.465.800 | 46.590.950 | 32.224.644 | 32.224.644 | 32.061.210 | 163.434 | 35.307.335 |
| | 20 | 01 | | | | Bunuri si servicii | | 11.820.351 | 10.697.000 | 9.504.437 | 9.504.437 | 9.406.205 | 98.232 | 10.634.690 |
| | 20 | 01 | 01 | | | Furnituri de birou | | 121.500 | 93.000 | 56.693 | 56.693 | 46.333 | 10.360 | 38.018 |
| | 20 | 01 | 02 | | | Materiale pentru curatenie | | 46.000 | 31.000 | 20.851 | 20.851 | 20.139 | 712 | 17.935 |
| | 20 | 01 | 03 | | | Incalzit, iluminat si forta motrica | | 799.000 | 652.000 | 545.459 | 545.459 | 542.283 | 3.176 | 435.813 |
| | 20 | 01 | 04 | | | Apa, canal si salubritate | | 100.851 | 62.000 | 44.171 | 44.171 | 43.499 | 672 | 38.010 |
| | 20 | 01 | 05 | | | Carburanti si lubrifianti | | 87.000 | 52.000 | 29.894 | 29.894 | 28.619 | 1.275 | 25.860 |
| | 20 | 01 | 06 | | | Piese de schimb | | 30.000 | 24.000 | 9.159 | 9.159 | 9.159 | | 13.232 |
| | 20 | 01 | 07 | | | Transport | | 662.000 | 542.000 | 276.785 | 276.785 | 276.785 | | 253.282 |
| | 20 | 01 | 08 | | | Posta, telecomunicatii, radio, tv, internet | | 173.000 | 99.000 | 78.929 | 78.929 | 78.929 | | 82.783 |
| | 20 | 01 | 09 | | | Materiale si prestari de servicii cu caracter functional | | 8.251.000 | 8.022.000 | 7.787.981 | 7.787.981 | 7.712.810 | 75.171 | 9.064.946 |
| | 20 | 01 | 30 | | | Alte bunuri si servicii pentru intretinere si functionare | | 1.550.000 | 1.120.000 | 654.515 | 654.515 | 647.649 | 6.866 | 664.811 |
| | 20 | 02 | | | | Reparatii curente | | 2.743.850 | 1.012.000 | 107.647 | 107.647 | 107.647 | | 101.581 |
| | 20 | 03 | | | | Hrana | | 2.230.000 | 1.985.000 | 987.883 | 987.883 | 987.883 | | 1.077.555 |
| | 20 | 03 | 01 | | | Hrana pentru oameni | | 1.830.000 | 1.680.000 | 867.161 | 867.161 | 867.161 | | 938.585 |
| | 20 | 03 | 02 | | | Hrana pentru animale | | 400.000 | 305.000 | 120.722 | 120.722 | 120.722 | | 138.970 |
| | 20 | 04 | | | | Medicamente si materiale sanitare | | 555.000 | 395.000 | 152.085 | 152.085 | 152.085 | | 405.764 |
| | 20 | 04 | 01 | | | Medicamente | | 478.000 | 328.000 | 145.416 | 145.416 | 145.416 | | 330.473 |
| | 20 | 04 | 02 | | | Materiale sanitare | | 76.000 | 66.000 | 6.669 | 6.669 | 6.669 | | 75.291 |
| | 20 | 04 | 04 | | | Dezinfectanti | | 1.000 | 1.000 | | | | | |

| Capi- tol | Sub- capi- tol | Pa- ra- graf | Gru- pa / Titlu | Ar- ti- col | Ali- ne- at | Denumire indicator | Credite de angajament | Credite bugetare | | Angajamente bugetare | Angajamente legale | Plati efectuate | Angajamente legale de platit | Cheltuieli efective |
|--------------|----------------------|--------------------|-----------------------|-------------------|-------------------|----------------------------------------------------------------------------------------------|--------------------------|--------------------------------------------------------------|--------------------------|-------------------------|-----------------------|--------------------|------------------------------------|------------------------|
| | | | | | | | | anuale aprobate la finele perioadei de raportare | trimestriale cumulate | | | | | |
| A | | | | | | B | 1 | 2 | 3 | 4 | 5 | 6 | 7=5-6 | 8 |
| | | | 20 | 05 | | Bunuri de natura obiectelor de inventar | | 1.136.000 | 776.000 | 430.698 | 430.698 | 401.778 | 28.920 | 1.462.560 |
| | | | 20 | 05 | 01 | Uniforme si echipament | | 537.000 | 342.000 | 257.100 | 257.100 | 257.100 | | 1.426.141 |
| | | | 20 | 05 | 30 | Alte obiecte de inventar | | 599.000 | 434.000 | 173.598 | 173.598 | 144.678 | 28.920 | 36.419 |
| | | | 20 | 06 | | Deplasari, detasari, transferari | | 2.211.000 | 1.682.000 | 805.719 | 805.719 | 805.719 | | 726.334 |
| | | | 20 | 06 | 01 | Deplasari interne, detasari, transferari | | 1.558.000 | 1.007.000 | 369.877 | 369.877 | 369.877 | | 378.045 |
| | | | 20 | 06 | 02 | Deplasari in strainatate | | 653.000 | 675.000 | 435.842 | 435.842 | 435.842 | | 348.289 |
| | | | 20 | 11 | | Carti, publicatii si materiale documentare | | 12.000 | 12.000 | 265 | 265 | 265 | | 1.595 |
| | | | 20 | 13 | | Pregatire profesionala | | 41.000 | 33.000 | 17.094 | 17.094 | 14.268 | 2.826 | 17.094 |
| | | | 20 | 14 | | Protectia muncii | | 31.000 | 18.000 | 10.723 | 10.723 | 10.723 | | 10.331 |
| | | | 20 | 30 | | Alte cheltuieli | | 45.685.599 | 29.980.950 | 20.208.093 | 20.208.093 | 20.174.637 | 33.456 | 20.869.831 |
| | | | 20 | 30 | 01 | Reclama si publicitate | | 116.000 | 106.000 | 61.168 | 61.168 | 61.168 | | 79.592 |
| | | | 20 | 30 | 03 | Prime de asigurare non-viata | | 56.000 | 50.000 | 28.130 | 28.130 | 27.854 | 276 | 33.493 |
| | | | 20 | 30 | 04 | Chirii | | 695.000 | 501.000 | 438.983 | 438.983 | 438.700 | 283 | 422.731 |
| | | | 20 | 30 | 30 | Alte cheltuieli cu bunuri si servicii | | 44.818.599 | 29.323.950 | 19.679.812 | 19.679.812 | 19.646.915 | 32.897 | 20.334.015 |
| | | | 51 | | | TITLUL VI TRANSFERURI INTRE UNITATI ALE ADMINISTRATIEI PUBLICE | | 1.000.000 | | | | | | |
| | | | 51 | 02 | | Transferuri de capital | | 1.000.000 | | | | | | |
| | | | 51 | 02 | 29 | Alte transferuri de capital catre instituti publice | | 1.000.000 | | | | | | |
| | | | 56 | | | TITLUL VIII PROIECTE CU FINANTARE DIN FONDURI EXTERNE NERAMBURSABILE (FEN) POSTADERARE | | 30.000 | 30.000 | | | | | |
| | | | 56 | 15 | | Alte programe comunitare finantate in perioada 2007-2013 | | 30.000 | 30.000 | | | | | |
| | | | 56 | 15 | 01 | Finantare nationala | | 13.000 | 13.000 | | | | | |
| | | | 56 | 15 | 02 | Finantarea externa nerambursabila | | 17.000 | 17.000 | | | | | |
| | | | 70 | | | CHELTUIELI DE CAPITAL | | 16.405.920 | 6.986.960 | 454.087 | 454.087 | 385.990 | 68.097 | 6.350.049 |

| Capi- tol | Sub- capi- tol | Pa- ra- graf | Gru- pa / Titlu | Ar- ti- col | Ali- ne- at | Denumire indicator | Credite de angajament | Credite bugetare | | Angajamente bugetare | Angajamente legale | Plati efectuate | Angajamente legale de platit | Cheltuieli efective |
|--------------|----------------------|--------------------|-----------------------|-------------------|-------------------|----------------------------------------------------------------------------------|--------------------------|---------------------------------------------------------------|--------------------------|-------------------------|-----------------------|--------------------|------------------------------------|------------------------|
| | | | | | | | | anuale aprobrate la finele perioadei de raportare | trimestriale cumulate | | | | | |
| A | | | | | | B | 1 | 2 | 3 | 4 | 5 | 6 | 7=5-6 | 8 |
| | | | 71 | | | TITLUL XIII ACTIVE NEFINANCIARE | | 16.405.920 | 6.986.960 | 454.087 | 454.087 | 385.990 | 68.097 | 6.350.049 |
| | | | 71 | 01 | | Active fixe | | 16.325.920 | 6.986.960 | 454.087 | 454.087 | 385.990 | 68.097 | 6.346.674 |
| | | | 71 | 01 | 01 | Constructii | | 11.395.701 | 4.091.490 | 53.348 | 53.348 | 53.348 | | 22.410 |
| | | | 71 | 01 | 02 | Masini, echipamente si mijloace de transport | | 2.144.050 | 1.548.020 | 175.097 | 175.097 | 175.097 | | 462.497 |
| | | | 71 | 01 | 03 | Mobilier, aparatura birotica si alte active corporale | | 281.190 | 281.190 | 72.027 | 72.027 | 4.918 | 67.109 | 114.797 |
| | | | 71 | 01 | 30 | Alte active fixe (inclusiv reparatii capitale) | | 2.504.979 | 1.066.260 | 153.615 | 153.615 | 152.627 | 988 | 5.746.970 |
| | | | 71 | 03 | | Reparatii capitale aferente activelor fixe | | 80.000 | | | | | | 3.375 |
| | | | 84 | | | PLATI EFECTUATE IN ANII PRECEDENTI SI RECUPERATE IN ANUL CURENT | | -252.000 | -252.000 | -57.723 | -57.723 | -57.723 | | |
| | | | 85 | | | Titlul XIX PLATI EFECTUATE IN ANII PRECEDENTI SI RECUPERATE IN ANUL CURENT | | -252.000 | -252.000 | -57.723 | -57.723 | -57.723 | | |
| | | | 85 | 01 | | Plati efectuate in anii precedenti si recuperate in anul curent | | -252.000 | -252.000 | -57.723 | -57.723 | -57.723 | | |
| | | | 85 | 01 | 01 | Plati efectuate in anii precedenti si recuperate in anul curent (SF) | | -252.000 | -252.000 | -57.723 | -57.723 | -57.723 | | |
| 6802 | | | | | | ASIGURARI SI ASISTENTA SOCIALA | | 70.800.130 | 40.636.920 | 34.030.753 | 34.030.753 | 32.696.003 | 1.334.750 | 33.493.061 |
| | | | 01 | | | CHELTUIELI CURENTE | | 68.868.090 | 38.783.130 | 33.846.649 | 33.846.649 | 32.562.712 | 1.283.937 | 33.232.968 |
| | | | 10 | | | TITLUL I CHELTUIELI DE PERSONAL | | 34.263.100 | 18.036.100 | 16.354.722 | 16.354.722 | 15.484.237 | 870.485 | 16.005.785 |
| | | | 10 | 01 | | Cheltuieli salariale in bani | | 27.924.300 | 14.681.200 | 13.326.312 | 13.326.312 | 12.645.533 | 680.779 | 13.074.022 |
| | | | 10 | 01 | 01 | Salarii de baza | | 14.502.300 | 7.830.200 | 6.690.557 | 6.690.557 | 6.109.640 | 580.917 | 6.269.220 |
| | | | 10 | 01 | 12 | Indemnizatii platite unor persoane din afara unitatii | | 13.391.000 | 6.820.000 | 6.631.769 | 6.631.769 | 6.531.907 | 99.862 | 6.800.816 |
| | | | 10 | 01 | 13 | Indemnizatii de delegare | | 31.000 | 31.000 | 3.986 | 3.986 | 3.986 | | 3.986 |

| Capi- tol | Sub- capi- tol | Pa- ra- graf | Gru- pa / Titlu | Ar- ti- col | Ali- ne- at | Denumire indicator | Credite de angajament | Credite bugetare | | Angajamente bugetare | Angajamente legale | Plati efectuate | Angajamente legale de platit | Cheltuieli efective |
|--------------|----------------------|--------------------|-----------------------|-------------------|-------------------|----------------------------------------------------------------------------|--------------------------|---------------------------------------------------------------|--------------------------|-------------------------|-----------------------|--------------------|------------------------------------|------------------------|
| | | | | | | | | anuale aprobrate la finele perioadei de raportare | trimestriale cumulate | | | | | |
| A | | | | | | B | 1 | 2 | 3 | 4 | 5 | 6 | 7=5-6 | 8 |
| | | | 10 | 03 | | Contributii | | 6.338.800 | 3.354.900 | 3.028.410 | 3.028.410 | 2.838.704 | 189.706 | 2.931.763 |
| | | | 10 | 03 | 01 | Contributii de asigurari sociale de stat | | 4.391.500 | 2.306.750 | 2.124.351 | 2.124.351 | 1.995.473 | 128.878 | 2.064.399 |
| | | | 10 | 03 | 02 | Contributii de asigurari de somaj | | 152.640 | 79.320 | 64.472 | 64.472 | 58.057 | 6.415 | 59.986 |
| | | | 10 | 03 | 03 | Contributii de asigurari sociale de sanatate | | 1.455.000 | 773.400 | 697.721 | 697.721 | 655.195 | 42.526 | 677.850 |
| | | | 10 | 03 | 04 | Contributii de asigurari pentru accidente de munca si boli profesionale | | 60.960 | 34.580 | 23.113 | 23.113 | 20.377 | 2.736 | 20.977 |
| | | | 10 | 03 | 06 | Contributii pentru concedii si indemnizatii | | 278.700 | 160.850 | 118.753 | 118.753 | 109.602 | 9.151 | 108.551 |
| | | | 20 | | | TITLUL II BUNURI SI SERVICII | | 7.999.990 | 5.397.030 | 2.902.604 | 2.902.604 | 2.830.709 | 71.895 | 2.737.791 |
| | | | 20 | 01 | | Bunuri si servicii | | 2.985.589 | 1.898.169 | 944.764 | 944.764 | 899.797 | 44.967 | 1.032.071 |
| | | | 20 | 01 | 01 | Furnituri de birou | | 230.270 | 158.070 | 61.205 | 61.205 | 61.205 | | 112.812 |
| | | | 20 | 01 | 02 | Materiale pentru curatenie | | 316.380 | 187.380 | 66.329 | 66.329 | 47.154 | 19.175 | 84.445 |
| | | | 20 | 01 | 03 | Incalzit, iluminat si forta motrica | | 891.705 | 551.711 | 358.651 | 358.651 | 346.370 | 12.281 | 337.518 |
| | | | 20 | 01 | 04 | Apa, canal si salubritate | | 215.800 | 142.410 | 79.908 | 79.908 | 75.769 | 4.139 | 76.647 |
| | | | 20 | 01 | 05 | Carburanti si lubrifianti | | 100.554 | 90.553 | 5.467 | 5.467 | 5.467 | | 24.980 |
| | | | 20 | 01 | 06 | Piese de schimb | | 70.400 | 54.400 | 9.818 | 9.818 | 7.553 | 2.265 | 11.294 |
| | | | 20 | 01 | 08 | Posta, telecomunicatii, radio, tv, internet | | 255.500 | 137.500 | 108.446 | 108.446 | 107.974 | 472 | 107.402 |
| | | | 20 | 01 | 09 | Materiale si prestari de servicii cu caracter functional | | 247.550 | 148.715 | 81.793 | 81.793 | 81.352 | 441 | 107.875 |
| | | | 20 | 01 | 30 | Alte bunuri si servicii pentru intretinere si functionare | | 657.430 | 427.430 | 173.147 | 173.147 | 166.953 | 6.194 | 169.098 |
| | | | 20 | 02 | | Reparatii curente | | 398.520 | 340.500 | 50.939 | 50.939 | 47.239 | 3.700 | 22.128 |
| | | | 20 | 03 | | Hrana | | 3.190.100 | 1.990.600 | 1.446.912 | 1.446.912 | 1.446.912 | | 1.419.549 |
| | | | 20 | 03 | 01 | Hrana pentru oameni | | 3.190.100 | 1.990.600 | 1.446.912 | 1.446.912 | 1.446.912 | | 1.419.549 |
| | | | 20 | 04 | | Medicamente si materiale sanitare | | 197.857 | 149.175 | 88.029 | 88.029 | 68.007 | 20.022 | 55.388 |

| Capi- tol | Sub- capi- tol | Pa- ra- graf | Gru- pa / Titlu | Ar- ti- col | Ali- ne- at | Denumire indicator | Credite de angajament | Credite bugetare | | Angajamente bugetare | Angajamente legale | Plati efectuate | Angajamente legale de platit | Cheltuieli efective |
|--------------|----------------------|--------------------|-----------------------|-------------------|-------------------|-----------------------------------------------------------------------------------------------------------|--------------------------|---------------------------------------------------------------|--------------------------|-------------------------|-----------------------|--------------------|------------------------------------|------------------------|
| | | | | | | | | anuale aprobrate la finele perioadei de raportare | trimestriale cumulate | | | | | |
| A | | | | | | B | 1 | 2 | 3 | 4 | 5 | 6 | 7=5-6 | 8 |
| | | | 20 | 04 | 01 | Medicamente | | 73.077 | 60.395 | 52.896 | 52.896 | 35.360 | 17.536 | 31.062 |
| | | | 20 | 04 | 02 | Materiale sanitare | | 31.380 | 30.880 | 22.645 | 22.645 | 20.159 | 2.486 | 8.126 |
| | | | 20 | 04 | 03 | Reactivi | | | | | | | | 4.371 |
| | | | 20 | 04 | 04 | Dezinfectanti | | 93.400 | 57.900 | 12.488 | 12.488 | 12.488 | | 11.829 |
| | | | 20 | 05 | | Bunuri de natura obiectelor de inventar | | 405.967 | 326.228 | 173.480 | 173.480 | 170.624 | 2.856 | 36.449 |
| | | | 20 | 05 | 01 | Uniforme si echipament | | 118.370 | 105.970 | 80.415 | 80.415 | 80.415 | | 29 |
| | | | 20 | 05 | 03 | Lenjerie si accesorii de pat | | 69.165 | 57.825 | 37.469 | 37.469 | 37.469 | | |
| | | | 20 | 05 | 30 | Alte obiecte de inventar | | 218.432 | 162.433 | 55.596 | 55.596 | 52.740 | 2.856 | 36.420 |
| | | | 20 | 06 | | Deplasari, detasari, transferari | | 176.750 | 143.750 | 1.708 | 1.708 | 1.708 | | 1.708 |
| | | | 20 | 06 | 01 | Deplasari interne, detasari, transferari | | 169.750 | 136.750 | 1.518 | 1.518 | 1.518 | | 1.518 |
| | | | 20 | 06 | 02 | Deplasari in strainatate | | 7.000 | 7.000 | 190 | 190 | 190 | | 190 |
| | | | 20 | 11 | | Carti, publicatii si materiale documentare | | 23.602 | 18.603 | 8.342 | 8.342 | 8.342 | | 4.142 |
| | | | 20 | 12 | | Consultanta si expertiza | | 66.000 | 66.000 | 10.056 | 10.056 | 10.056 | | 10.056 |
| | | | 20 | 13 | | Pregatire profesionala | | 175.180 | 132.680 | 53.354 | 53.354 | 53.354 | | 53.354 |
| | | | 20 | 14 | | Protectia muncii | | 135.745 | 127.745 | 63.396 | 63.396 | 63.046 | 350 | 38.482 |
| | | | 20 | 30 | | Alte cheltuieli | | 244.680 | 203.580 | 61.624 | 61.624 | 61.624 | | 64.464 |
| | | | 20 | 30 | 01 | Reclama si publicitate | | 9.900 | 4.800 | 839 | 839 | 839 | | 839 |
| | | | 20 | 30 | 03 | Prime de asigurare non-viata | | 31.000 | 31.000 | 6.347 | 6.347 | 6.347 | | 10.979 |
| | | | 20 | 30 | 30 | Alte cheltuieli cu bunuri si servicii | | 203.780 | 167.780 | 54.438 | 54.438 | 54.438 | | 52.646 |
| | | | 51 | | | TITLUL VI TRANSFERURI INTRE UNITATI ALE ADMINISTRATIEI PUBLICE | | 900.000 | 500.000 | 480.000 | 480.000 | 480.000 | | 480.000 |
| | | | 51 | 01 | | Transferuri curente | | 900.000 | 500.000 | 480.000 | 480.000 | 480.000 | | 480.000 |
| | | | 51 | 01 | 39 | Transferuri din bugetele locale pentru finantarea unitatilor de asistenta sociala si medico-sociale | | 900.000 | 500.000 | 480.000 | 480.000 | 480.000 | | 480.000 |
| | | | 57 | | | TITLUL VIII ASISTENTA SOCIALA | | 21.562.000 | 11.299.000 | 11.247.044 | 11.247.044 | 10.905.487 | 341.557 | 11.147.113 |
| | | | 57 | 02 | | Ajutoare sociale | | 21.562.000 | 11.299.000 | 11.247.044 | 11.247.044 | 10.905.487 | 341.557 | 11.147.113 |

| Capi- tol | Sub- capi- tol | Pa- ra- graf | Gru- pa / Titlu | Ar- ti- col | Ali- ne- at | Denumire indicator | Credite de angajament | Credite bugetare | | Angajamente bugetare | Angajamente legale | Plati efectuate | Angajamente legale de platit | Cheltuieli efective |
|--------------|----------------------|--------------------|-----------------------|-------------------|-------------------|----------------------------------------------------------------------------------|--------------------------|--------------------------------------------------------------|--------------------------|-------------------------|-----------------------|--------------------|------------------------------------|------------------------|
| | | | | | | | | anuale aprobate la finele perioadei de raportare | trimestriale cumulate | | | | | |
| A | | | | | | B | 1 | 2 | 3 | 4 | 5 | 6 | 7=5-6 | 8 |
| | | | 57 | 02 | 01 | Ajutoare sociale in numerar | | 21.562.000 | 11.299.000 | 11.247.044 | 11.247.044 | 10.905.487 | 341.557 | 11.147.113 |
| | | | 59 | | | TITLUL XI ALTE CHELTUIELI | | 4.143.000 | 3.551.000 | 2.862.279 | 2.862.279 | 2.862.279 | | 2.862.279 |
| | | | 59 | 11 | | Asociatii si fundatii | | 4.143.000 | 3.551.000 | 2.862.279 | 2.862.279 | 2.862.279 | | 2.862.279 |
| | | | 70 | | | CHELTUIELI DE CAPITAL | | 1.964.150 | 1.885.900 | 211.762 | 211.762 | 160.949 | 50.813 | 260.093 |
| | | | 71 | | | TITLUL XIII ACTIVE NEFINANCIARE | | 1.964.150 | 1.885.900 | 211.762 | 211.762 | 160.949 | 50.813 | 260.093 |
| | | | 71 | 01 | | Active fixe | | 1.964.150 | 1.885.900 | 211.762 | 211.762 | 160.949 | 50.813 | 260.093 |
| | | | 71 | 01 | 01 | Constructii | | | | | | | | 36.872 |
| | | | 71 | 01 | 02 | Masini, echipamente si mijloace de transport | | 65.000 | 65.000 | | | | | 121.123 |
| | | | 71 | 01 | 03 | Mobilier, aparatura birotica si alte active corporale | | 863.200 | 833.200 | 173.354 | 173.354 | 122.541 | 50.813 | 74.113 |
| | | | 71 | 01 | 30 | Alte active fixe (inclusiv reparatii capitale) | | 1.035.950 | 987.700 | 38.408 | 38.408 | 38.408 | | 27.985 |
| | | | 84 | | | PLATI EFECTUATE IN ANII PRECEDENTI SI RECUPERATE IN ANUL CURENT | | -32.110 | -32.110 | -27.658 | -27.658 | -27.658 | | |
| | | | 85 | | | Titlul XIX PLATI EFECTUATE IN ANII PRECEDENTI SI RECUPERATE IN ANUL CURENT | | -32.110 | -32.110 | -27.658 | -27.658 | -27.658 | | |
| | | | 85 | 01 | | Plati efectuate in anii precedenti si recuperate in anul curent | | -32.110 | -32.110 | -27.658 | -27.658 | -27.658 | | |
| | | | 85 | 01 | 01 | Plati efectuate in anii precedenti si recuperate in anul curent (SF) | | -23.000 | -23.000 | -25.593 | -25.593 | -25.593 | | |
| | | | 85 | 01 | 02 | Plati efectuate in anii precedenti si recuperate in anul curent (SD) | | -9.110 | -9.110 | -2.065 | -2.065 | -2.065 | | |
| 7000 | 02 | | | | | Partea IV-a SERVICII SI DEZVOLTARE PUBLICA, LOCUINTE, MEDIU SI APE | | 100.488.340 | 60.836.750 | 30.198.124 | 30.198.124 | 30.198.124 | | 39.209.644 |
| 7002 | | | | | | LOCUINTE, SERVICII SI DEZVOLTARE PUBLICA | | 81.626.520 | 48.188.910 | 24.761.006 | 24.761.006 | 24.761.006 | | 32.938.875 |
| | | | 01 | | | CHELTUIELI CURENTE | | 28.732.630 | 21.449.610 | 8.740.721 | 8.740.721 | 8.740.721 | | 22.176.170 |

| Capi- tol | Sub- capi- tol | Pa- ra- graf | Gru- pa / Titlu | Ar- ti- col | Ali- ne- at | Denumire indicator | Credite de angajament | Credite bugetare | | Angajamente bugetare | Angajamente legale | Plati efectuate | Angajamente legale de platit | Cheltuieli efective |
|--------------|----------------------|--------------------|-----------------------|-------------------|-------------------|----------------------------------------------------------------------------|--------------------------|---------------------------------------------------------------|--------------------------|-------------------------|-----------------------|--------------------|------------------------------------|------------------------|
| | | | | | | | | anuale aprobrate la finele perioadei de raportare | trimestriale cumulate | | | | | |
| A | | | | | | B | 1 | 2 | 3 | 4 | 5 | 6 | 7=5-6 | 8 |
| | | | 10 | | | TITLUL I CHELTUIELI DE PERSONAL | | 142.830 | 109.750 | 109.748 | 109.748 | 109.748 | | 123.779 |
| | | | 10 | 01 | | Cheltuieli salariale in bani | | 90.270 | 89.590 | 89.590 | 89.590 | 89.590 | | 101.043 |
| | | | 10 | 01 | 01 | Salarii de baza | | 90.270 | 89.590 | 89.590 | 89.590 | 89.590 | | 101.043 |
| | | | 10 | 03 | | Contributii | | 52.560 | 20.160 | 20.158 | 20.158 | 20.158 | | 22.736 |
| | | | 10 | 03 | 01 | Contributii de asigurari sociale de stat | | 34.160 | 14.158 | 14.156 | 14.156 | 14.156 | | 15.966 |
| | | | 10 | 03 | 02 | Contributii de asigurari de somaj | | 1.440 | 446 | 446 | 446 | 446 | | 503 |
| | | | 10 | 03 | 03 | Contributii de asigurari sociale de sanatate | | 14.660 | 4.659 | 4.659 | 4.659 | 4.659 | | 5.255 |
| | | | 10 | 03 | 04 | Contributii de asigurari pentru accidente de munca si boli profesionale | | 540 | 136 | 136 | 136 | 136 | | 154 |
| | | | 10 | 03 | 06 | Contributii pentru concedii si indemnizatii | | 1.760 | 761 | 761 | 761 | 761 | | 858 |
| | | | 20 | | | TITLUL II BUNURI SI SERVICII | | 28.057.300 | 20.807.360 | 8.630.973 | 8.630.973 | 8.630.973 | | 8.318.827 |
| | | | 20 | 01 | | Bunuri si servicii | | 12.908.533 | 10.673.510 | 5.714.747 | 5.714.747 | 5.714.747 | | 5.119.382 |
| | | | 20 | 01 | 01 | Furnituri de birou | | 9.200 | 4.600 | | | | | |
| | | | 20 | 01 | 02 | Materiale pentru curatenie | | 1.200 | 600 | | | | | |
| | | | 20 | 01 | 03 | Incalzit, iluminat si forta motrica | | 8.336.492 | 7.043.595 | 4.857.624 | 4.857.624 | 4.857.624 | | 4.180.264 |
| | | | 20 | 01 | 04 | Apa, canal si salubritate | | 2.736.481 | 2.336.365 | 640.213 | 640.213 | 640.213 | | 652.942 |
| | | | 20 | 01 | 05 | Carburanti si lubrifianti | | 1.800 | 900 | | | | | |
| | | | 20 | 01 | 06 | Piese de schimb | | 42.640 | 21.320 | | | | | |
| | | | 20 | 01 | 08 | Posta, telecomunicatii, radio, tv, internet | | 36.800 | 18.700 | 6.439 | 6.439 | 6.439 | | 6.195 |
| | | | 20 | 01 | 09 | Materiale si prestari de servicii cu caracter functional | | 140.480 | 70.240 | 14.018 | 14.018 | 14.018 | | 10.306 |
| | | | 20 | 01 | 30 | Alte bunuri si servicii pentru intretinere si functionare | | 1.603.440 | 1.177.190 | 196.453 | 196.453 | 196.453 | | 269.675 |
| | | | 20 | 02 | | Reparatii curente | | 6.729.182 | 4.746.460 | 975.502 | 975.502 | 975.502 | | 1.061.930 |

| Capi- tol | Sub- capi- tol | Pa- ra- graf | Gru- pa / Titlu | Ar- ti- col | Ali- ne- at | Denumire indicator | Credite de angajament | Credite bugetare | | Angajamente bugetare | Angajamente legale | Plati efectuate | Angajamente legale de platit | Cheltuieli efective |
|--------------|----------------------|--------------------|-----------------------|-------------------|-------------------|-------------------------------------------------------------------------------------------------------------------------------------------|--------------------------|---------------------------------------------------------------|--------------------------|-------------------------|-----------------------|--------------------|------------------------------------|------------------------|
| | | | | | | | | anuale aprobrate la finele perioadei de raportare | trimestriale cumulate | | | | | |
| A | | | | | | B | I | 2 | 3 | 4 | 5 | 6 | 7=5-6 | 8 |
| | | | 20 | 05 | | Bunuri de natura obiectelor de inventar | | 125.000 | 42.500 | | | | | |
| | | | 20 | 05 | 30 | Alte obiecte de inventar | | 125.000 | 42.500 | | | | | |
| | | | 20 | 06 | | Deplasari, detasari, transferari | | 38.000 | 19.000 | | | | | |
| | | | 20 | 06 | 01 | Deplasari interne, detasari, transferari | | 32.000 | 16.000 | | | | | |
| | | | 20 | 06 | 02 | Deplasari in strainatate | | 6.000 | 3.000 | | | | | |
| | | | 20 | 13 | | Pregatire profesionala | | 10.160 | 5.080 | | | | | |
| | | | 20 | 14 | | Protectia muncii | | 1.000 | 500 | | | | | |
| | | | 20 | 25 | | Cheltuieli judiciare si extrajudiciare derivate din actiuni in reprezentarea intereselor statului, potrivit dispozitiilor legale | | 330.000 | 230.000 | 191.638 | 191.638 | 191.638 | | 191.638 |
| | | | 20 | 30 | | Alte cheltuieli | | 7.915.425 | 5.090.310 | 1.749.086 | 1.749.086 | 1.749.086 | | 1.945.877 |
| | | | 20 | 30 | 01 | Reclama si publicitate | | 14.400 | 7.200 | | | | | |
| | | | 20 | 30 | 03 | Prime de asigurare non-viata | | 12.000 | 6.000 | | | | | |
| | | | 20 | 30 | 30 | Alte cheltuieli cu bunuri si servicii | | 7.889.025 | 5.077.110 | 1.749.086 | 1.749.086 | 1.749.086 | | 1.945.877 |
| | | | 56 | | | TITLUL VIII PROIECTE CU FINANTARE DIN FONDURI EXTERNE NERAMBURSABILE (FEN) | | | | | | | | |
| | | | | | | POSTADERARE | | 532.500 | 532.500 | | | | | 13.733.564 |
| | | | 56 | 01 | | Programe din Fondul European de Dezvoltare Regionala (FEDR) | | 500.000 | 500.000 | | | | | 13.733.564 |
| | | | 56 | 01 | 01 | Finantarea nationala | | | | | | | | 1.893.940 |
| | | | 56 | 01 | 02 | Finantarea externa nerambursabila | | | | | | | | 2.466.112 |
| | | | 56 | 01 | 03 | Cheltuieli neeligibile | | 500.000 | 500.000 | | | | | 9.373.512 |
| | | | 56 | 15 | | Alte programe comunitare finantate in perioada 2007-2013 | | 32.500 | 32.500 | | | | | |
| | | | 56 | 15 | 01 | Finantare nationala | | 8.120 | 8.120 | | | | | |
| | | | 56 | 15 | 02 | Finantarea externa nerambursabila | | 24.380 | 24.380 | | | | | |
| | | | 70 | | | CHELTUIELI DE CAPITAL | | 12.423.610 | 6.852.220 | 223.733 | 223.733 | 223.733 | | 7.873.354 |

| Capi- tol | Sub- capi- tol | Pa- ra- graf | Gru- pa / Titlu | Ar- ti- col | Ali- ne- at | Denumire indicator | Credite de angajament | Credite bugetare | | Angajamente bugetare | Angajamente legale | Plati efectuate | Angajamente legale de platit | Cheltuieli efective |
|--------------|----------------------|--------------------|-----------------------|-------------------|-------------------|-------------------------------------------------------------------------------|--------------------------|--------------------------------------------------------------|--------------------------|-------------------------|-----------------------|--------------------|------------------------------------|------------------------|
| | | | | | | | | anuale aprobate la finele perioadei de raportare | trimestriale cumulate | | | | | |
| A | | | | | | B | 1 | 2 | 3 | 4 | 5 | 6 | 7=5-6 | 8 |
| 7402 | | | | | | recuperate in anul curent (SD) | | -1.575.140 | -1.575.140 | -1.190.608 | -1.190.608 | -1.190.608 | | |
| | | | | | | PROTECTIA MEDIULUI | | 18.861.820 | 12.647.840 | 5.437.118 | 5.437.118 | 5.437.118 | | 6.270.769 |
| | | 01 | | | | CHELTUIELI CURENTE | | 18.779.300 | 12.565.320 | 5.437.118 | 5.437.118 | 5.437.118 | | 6.208.447 |
| | | 20 | | | | TITLUL II BUNURI SI SERVICII | | 18.500.000 | 12.286.020 | 5.437.118 | 5.437.118 | 5.437.118 | | 6.208.447 |
| | | 20 | 01 | | | Bunuri si servicii | | 18.401.000 | 12.187.020 | 5.437.118 | 5.437.118 | 5.437.118 | | 6.208.447 |
| | | 20 | 01 | 06 | | Piese de schimb | | 9.400 | 9.400 | 4.338 | 4.338 | 4.338 | | 4.338 |
| | | 20 | 01 | 30 | | Alte bunuri si servicii pentru intretinere si functionare | | 18.391.600 | 12.177.620 | 5.432.780 | 5.432.780 | 5.432.780 | | 6.204.109 |
| | | 20 | 05 | | | Bunuri de natura obiectelor de inventar | | 99.000 | 99.000 | | | | | |
| | | 20 | 05 | 30 | | Alte obiecte de inventar | | 99.000 | 99.000 | | | | | |
| | | 56 | | | | TITLUL VIII PROIECTE CU FINANTARE DIN FONDURI EXTERNE NERAMBURSABILE (FEN) | | | | | | | | |
| | | | | | | POSTADERARE | | 279.300 | 279.300 | | | | | |
| | | 56 | 03 | | | Programe din Fondul de Coeziune (FC) | | 279.300 | 279.300 | | | | | |
| | | 56 | 03 | 01 | | Finantarea nationala | | 279.300 | 279.300 | | | | | |
| | | 70 | | | | CHELTUIELI DE CAPITAL | | 82.520 | 82.520 | | | | | 62.322 |
| | | 71 | | | | TITLUL XIII ACTIVE NEFINANCIARE | | 82.520 | 82.520 | | | | | 62.322 |
| | | 71 | 01 | | | Active fixe | | 82.520 | 82.520 | | | | | 62.322 |
| | | 71 | 01 | 02 | | Masini, echipamente si mijloace de transport | | | | | | | | 57.428 |
| | | 71 | 01 | 03 | | Mobilier, aparatura birotica si alte active corporale | | | | | | | | 4.894 |
| | | 71 | 01 | 30 | | Alte active fixe (inclusiv reparatii capitale) | | 82.520 | 82.520 | | | | | |
| 8000 | 02 | | | | | Partea V-a ACTIUNI ECONOMICE | | 271.981.740 | 218.125.990 | 125.099.622 | 125.099.622 | 125.099.622 | | 85.031.969 |
| 8102 | | | | | | COMBUSTIBILI SI ENERGIE | | 76.034.010 | 73.561.470 | 53.855.346 | 53.855.346 | 53.855.346 | | 30.946.157 |
| | | 01 | | | | CHELTUIELI CURENTE | | 49.305.000 | 47.751.470 | 31.355.346 | 31.355.346 | 31.355.346 | | 30.946.157 |
| | | 40 | | | | TITLUL IV SUBVENTII | | 49.305.000 | 47.751.470 | 31.355.346 | 31.355.346 | 31.355.346 | | 30.946.157 |

| Capi- tol | Sub- capi- tol | Pa- ra- graf | Gru- pa / Titlu | Ar- ti- col | Ali- ne- at | Denumire indicator | Credite de angajament | Credite bugetare | | Angajamente bugetare | Angajamente legale | Plati efectuate | Angajamente legale de platit | Cheltuieli efective |
|--------------|----------------------|--------------------|-----------------------|-------------------|-------------------|---------------------------------------------------------------|--------------------------|--------------------------------------------------------------|--------------------------|-------------------------|-----------------------|--------------------|------------------------------------|------------------------|
| | | | | | | | | anuale aprobate la finele perioadei de raportare | trimestriale cumulate | | | | | |
| A | | | | | | B | 1 | 2 | 3 | 4 | 5 | 6 | 7=5-6 | 8 |
| | | | 40 | 03 | | Subventii pentru acoperirea diferentelor de pret si tarif | | 49.305.000 | 47.751.470 | 31.355.346 | 31.355.346 | 31.355.346 | | 30.946.157 |
| | | | 70 | | | CHELTUIELI DE CAPITAL | | 26.729.010 | 25.810.000 | 22.500.000 | 22.500.000 | 22.500.000 | | |
| | | | 71 | | | TITLUL XIII ACTIVE NEFINANCIARE | | 1.544.010 | 625.000 | | | | | |
| | | | 71 | 01 | | Active fixe | | 1.544.010 | 625.000 | | | | | |
| | | | 71 | 01 | 01 | Constructii | | 1.320.000 | 500.000 | | | | | |
| | | | 71 | 01 | 30 | Alte active fixe (inclusiv reparatii capitale) | | 224.010 | 125.000 | | | | | |
| | | | 72 | | | TITLUL XIV ACTIVE FINANCIARE | | 25.185.000 | 25.185.000 | 22.500.000 | 22.500.000 | 22.500.000 | | |
| | | | 72 | 01 | | Active financiare | | 25.185.000 | 25.185.000 | 22.500.000 | 22.500.000 | 22.500.000 | | |
| | | | 72 | 01 | 01 | Participare la capitalul social al societatilor comerciale | | 25.185.000 | 25.185.000 | 22.500.000 | 22.500.000 | 22.500.000 | | |
| 8402 | | | | | | TRANSPORTURI | | 195.947.730 | 144.564.520 | 71.244.276 | 71.244.276 | 71.244.276 | | 54.085.812 |
| | | | 01 | | | CHELTUIELI CURENTE | | 81.300.000 | 71.066.500 | 49.578.478 | 49.578.478 | 49.578.478 | | 48.581.525 |
| | | | 20 | | | TITLUL II BUNURI SI SERVICII | | 36.300.000 | 31.666.500 | 16.627.180 | 16.627.180 | 16.627.180 | | 15.024.732 |
| | | | 20 | 01 | | Bunuri si servicii | | 7.585.000 | 5.451.000 | 814.436 | 814.436 | 814.436 | | 841.618 |
| | | | 20 | 01 | 30 | Alte bunuri si servicii pentru intretinere si functionare | | 7.585.000 | 5.451.000 | 814.436 | 814.436 | 814.436 | | 841.618 |
| | | | 20 | 02 | | Reparatii curente | | 28.000.000 | 26.000.000 | 15.634.286 | 15.634.286 | 15.634.286 | | 14.003.656 |
| | | | 20 | 30 | | Alte cheltuieli | | 715.000 | 215.500 | 178.458 | 178.458 | 178.458 | | 179.458 |
| | | | 20 | 30 | 03 | Prime de asigurare non-viata | | 689.500 | 200.000 | 166.694 | 166.694 | 166.694 | | 166.694 |
| | | | 20 | 30 | 30 | Alte cheltuieli cu bunuri si servicii | | 25.500 | 15.500 | 11.764 | 11.764 | 11.764 | | 12.764 |
| | | | 40 | | | TITLUL IV SUBVENTII | | 45.000.000 | 39.400.000 | 32.951.298 | 32.951.298 | 32.951.298 | | 33.556.793 |
| | | | 40 | 03 | | Subventii pentru acoperirea diferentelor de pret si tarif | | 45.000.000 | 39.400.000 | 32.951.298 | 32.951.298 | 32.951.298 | | 33.556.793 |
| | | | 70 | | | CHELTUIELI DE CAPITAL | | 110.342.260 | 69.192.550 | 17.382.924 | 17.382.924 | 17.382.924 | | 5.465.067 |
| | | | 71 | | | TITLUL XIII ACTIVE NEFINANCIARE | | 110.342.260 | 69.192.550 | 17.382.924 | 17.382.924 | 17.382.924 | | 5.465.067 |
| | | | 71 | 01 | | Active fixe | | 110.342.260 | 69.192.550 | 17.382.924 | 17.382.924 | 17.382.924 | | 5.465.067 |

| Capi- tol | Sub- capi- tol | Pa- ra- graf | Gru- pa / Titlu | Ar- ti- col | Ali- ne- at | Denumire indicator | Credite de angajament | Credite bugetare | | Angajamente bugetare | Angajamente legale | Plati efectuate | Angajamente legale de platit | Cheltuieli efective |
|--------------|----------------------|--------------------|-----------------------|-------------------|-------------------|----------------------------------------------------------------------------------|--------------------------|---------------------------------------------------------------|--------------------------|-------------------------|-----------------------|--------------------|------------------------------------|------------------------|
| | | | | | | | | anuale aprobrate la finele perioadei de raportare | trimestriale cumulate | | | | | |
| A | | | | | | B | 1 | 2 | 3 | 4 | 5 | 6 | 7=5-6 | 8 |
| | | | 71 | 01 | 01 | Constructii | | 63.355.230 | 38.037.520 | 9.596.796 | 9.596.796 | 9.596.796 | | 348.390 |
| | | | 71 | 01 | 02 | Masini, echipamente si mijloace de transport | | 39.649.450 | 29.755.450 | 7.627.449 | 7.627.449 | 7.627.449 | | 2.869.191 |
| | | | 71 | 01 | 30 | Alte active fixe (inclusiv reparatii capitale) | | 7.337.580 | 1.399.580 | 158.679 | 158.679 | 158.679 | | 2.247.486 |
| | | | 79 | | | OPERATIUNI FINANCIARE | | 4.307.000 | 4.307.000 | 4.283.807 | 4.283.807 | 4.283.807 | | 39.220 |
| | | | 81 | | | TITLUL XVII RAMBURSARI DE CREDITE | | 4.307.000 | 4.307.000 | 4.283.807 | 4.283.807 | 4.283.807 | | 39.220 |
| | | | 81 | 02 | | Rambursari de credite interne | | 4.307.000 | 4.307.000 | 4.283.807 | 4.283.807 | 4.283.807 | | 39.220 |
| | | | 81 | 02 | 05 | Rambursari de credite aferente datoriei publice interne locale | | 4.307.000 | 4.307.000 | 4.283.807 | 4.283.807 | 4.283.807 | | 39.220 |
| | | | 84 | | | TITLUL XV PLATI EFECTUATE IN ANII PRECEDENTI SI RECUPERATE IN ANUL CURENT | | -1.530 | -1.530 | -933 | -933 | -933 | | |
| | | | 85 | | | Titlul XIX PLATI EFECTUATE IN ANII PRECEDENTI SI RECUPERATE IN ANUL CURENT | | -1.530 | -1.530 | -933 | -933 | -933 | | |
| | | | 85 | 01 | | Plati efectuate in anii precedenti si recuperate in anul curent | | -1.530 | -1.530 | -933 | -933 | -933 | | |
| | | | 85 | 01 | 02 | Plati efectuate in anii precedenti si recuperate in anul curent (SD) | | -1.530 | -1.530 | -933 | -933 | -933 | | |

ROMANIA
PRIMĂR NICOLAE ROSU
MUNICIPIUL TIMISOARA
BETULTIMP

DIRECTOR ECONOMIC
STELIANA STANCIU
G-

SEF SERVICIUL BUBET
RAMONA RADU

CONTUL DE EXECUTIE AL BUGETULUI LOCAL - VENITURI
SECTIUNEA DE DEZVOLTARE
30 06 2017

Pag. 1 -lei-

| Capi- tol | Sub- capi- tol | Pa- ra- graf | Gru- pa / Titlu | Ar- ti- col | Ali- ne- at | Denumire indicator | Prevederi bugetare anuale aprobrate la finele perioadei de raportare | Prevederi bugetare trimestriale cumulate | Drepturi constatate | | | Incasari realizate | Stingeri pe alte cai decat incasari | Drepturi constatate de incasat |
|--------------|----------------------|--------------------|-----------------------|-------------------|-------------------|------------------------------------------------------------------------------------------------------------------------|----------------------------------------------------------------------------------------|---------------------------------------------------|---------------------|------------------------|--------------------|-----------------------|-------------------------------------------|--------------------------------------|
| | | | | | | | | | Total, din care: | din anii precedenti | din anul curent | | | |
| A | | | | | | B | 1 | 2 | 3=4+5 | 4 | 5 | 6 | 7 | 8=3-6-7 |
| 0001 | 02 | | | | | TOTAL VENITURI-BUGET LOCAL | 258.288.050 | 168.234.220 | 56.630.846 | 1.298.485 | 55.332.361 | 54.733.691 | | 1.897.155 |
| 0002 | | | | | | I. VENITURI CURENTE | 90.692.320 | 45.346.158 | 52.208.147 | | 52.208.147 | 52.208.147 | | |
| 2900 | | | | | | C. VENITURI NEFISCALE | 90.692.320 | 45.346.158 | 52.208.147 | | 52.208.147 | 52.208.147 | | |
| 3300 | | | | | | C2. VANZARI DE BUNURI SI SERVICII | 90.692.320 | 45.346.158 | 52.208.147 | | 52.208.147 | 52.208.147 | | |
| 3602 | | | | | | DIVERSE VENITURI | 676.600 | 338.295 | | | | | | |
| | 32 | | | | | Sume provenite din finantarea bugetara a anilor precedenti | 676.600 | 338.295 | | | | | | |
| | | 02 | | | | Sume provenite din finantarea bugetara a anilor precedenti, aferente sectiunii de dezvoltare | 676.600 | 338.295 | | | | | | |
| 3702 | | | | | | TRANSFERURI VOLUNTARE, ALTELE DECAT SUBVENTIILE | 90.015.720 | 45.007.863 | 52.208.147 | | 52.208.147 | 52.208.147 | | |
| | 04 | | | | | Varsaminte din sectiunea de functionare | 90.015.720 | 45.007.863 | 52.208.147 | | 52.208.147 | 52.208.147 | | |
| 3900 | 02 | | | | | II. VENITURI DIN CAPITAL | 2.057.760 | 2.057.767 | 4.399.870 | 1.298.485 | 3.101.385 | 2.502.715 | | 1.897.155 |
| 3902 | | | | | | VENITURI DIN VALORIFICAREA UNOR BUNURI | 2.057.760 | 2.057.767 | 4.399.870 | 1.298.485 | 3.101.385 | 2.502.715 | | 1.897.155 |
| | 03 | | | | | Venituri din vanzarea locuintelor construite din fondurile statului | 1.871.500 | 1.871.304 | 2.156.045 | | 2.156.045 | 2.156.045 | | |
| | 07 | | | | | Venituri din vanzarea unor bunuri apartinand domeniului privat al statului sau al unitatilor administrativ-teritoriale | 124.210 | 124.210 | 2.100.945 | 1.298.485 | 802.460 | 203.790 | | 1.897.155 |
| | 10 | | | | | Depozite speciale pentru constructii de locuinte | 62.250 | 62.253 | 142.880 | | 142.880 | 142.880 | | |
| 4100 | 02 | | | | | IV. SUBVENTII | 29.742.960 | 15.298.470 | 3.836 | | 3.836 | 3.836 | | |
| 4200 | | | | | | SUBVENTII DE LA ALTE NIVELE ALE ADMINISTRATIEI PUBLICE | 29.742.960 | 15.298.470 | 3.836 | | 3.836 | 3.836 | | |

| Capi- tol | Sub- capi- tol | Pa- ra- graf | Gru- pa / Titlu | Ar- ti- col | Ali- ne- at | Denumire indicator | Prevederi bugetare anuale aprobrate la finele perioadei de raportare | Prevederi bugetare trimestriale cumulate | Drepturi constatate | | | Incasari realizate | Stingeri pe alte cai decat incasari | Drepturi constatate de incasat |
|--------------|----------------------|--------------------|-----------------------|-------------------|-------------------|---------------------------------------------------------------------------------------------------------------------------------------------------------------------------|----------------------------------------------------------------------------------------|---------------------------------------------------|---------------------|------------------------|--------------------|-----------------------|-------------------------------------------|--------------------------------------|
| | | | | | | | | | Total, din care: | din anii precedenti | din anul curent | | | |
| A | | | | | | B | 1 | 2 | 3=4+5 | 4 | 5 | 6 | 7 | 8=3-6-7 |
| 4202 | | | | | | SUBVENTII DE LA BUGETUL DE STAT | 29.742.960 | 15.298.470 | 3.836 | | 3.836 | 3.836 | | |
| | 16 | | | | | Subventii de la bugetul de stat catre bugetele locale pentru finantarea investitiilor in sanatate | 7.000.000 | 3.937.000 | | | | | | |
| | | 03 | | | | Subventii de la bugetul de stat catre bugetele locale pentru finantarea altor investitii in sanatate | 7.000.000 | 3.937.000 | | | | | | |
| | | | 20 | | | Subventii de la bugetul de stat catre bugetele locale necesare sustinerii derularii proiectelor finantate din fonduri externe nerambursabile(FEN) postaderare | 22.742.960 | 11.361.470 | 3.836 | | 3.836 | 3.836 | | |
| 4502 | | | | | | SUME PRIMITE DE LA UE/ALTI DONATORI IN CONTUL PLATILOR EFECTUATE SI PREFINANTARI | 135.795.010 | 105.531.825 | 18.993 | | 18.993 | 18.993 | | |
| | 01 | | | | | Fondul european de Dezvoltare Regionala | 135.778.010 | 105.514.825 | | | | | | |
| | | 01 | | | | Sume primite in contul platilor efectuate in anul curent | 135.778.010 | 105.514.825 | | | | | | |
| | | | 15 | | | Programe Comunitare finantate in perioada 2007-2013 | 17.000 | 17.000 | 18.993 | | 18.993 | 18.993 | | |
| | | | | 02 | | Sume primite in contul platilor efectuate in anii anteriori | 17.000 | 17.000 | 18.993 | | 18.993 | 18.993 | | |

PRIMAR
NICOLAE ROBU

DIRECTOR ECONOMIC
STELIUTA STANCIU
Cm

SEF SERVICIUL BUGET
RANOLIA RASU


CONTUL DE EXECUTIE AL BUGETULUI LOCAL - VENITURI
SECTIUNEA DE FUNCTIONARE
30 06 2017

Pag. 1 -lei-

| Capi- tol | Sub- capi- tol | Pa- ra- graf | Gru- pa / Titlu | Ar- ti- col | Ali- ne- at | Denumire indicator | Prevederi bugetare anuale aprobrate la finele perioadei de raportare | Prevederi bugetare trimestriale cumulate | Drepturi constatate | | | Incasari realizate | Stingeri pe alte cai decat incasari | Drepturi constatate de incasat |
|--------------|----------------------|--------------------|-----------------------|-------------------|-------------------|-----------------------------------------------------------------------------------------------------|----------------------------------------------------------------------------------------|---------------------------------------------------|---------------------|------------------------|--------------------|-----------------------|-------------------------------------------|--------------------------------------|
| | | | | | | | | | Total, din care: | din anii precedenti | din anul curent | | | |
| A | | | | | | B | 1 | 2 | 3=4+5 | 4 | 5 | 6 | 7 | 8=3-6-7 |
| 0001 | 02 | | | | | TOTAL VENITURI-BUGET LOCAL | 718.356.340 | 472.371.850 | 654.007.688 | 245.624.844 | 408.382.844 | 357.315.280 | | 296.692.408 |
| 0002 | | | | | | I. VENITURI CURENTE | 709.237.660 | 467.812.509 | 650.352.535 | 245.624.844 | 404.727.691 | 353.660.127 | | 296.692.408 |
| 0003 | | | | | | A. VENITURI FISCALE | 742.955.850 | 484.117.151 | 621.609.871 | 191.950.237 | 429.659.634 | 385.733.537 | | 235.876.334 |
| 0004 | | | | | | A1. IMPOZIT PE VENIT, PROFIT SI CASTIGURI DIN CAPITAL | 395.408.930 | 302.950.706 | 193.731.322 | | 193.731.322 | 193.731.322 | | |
| 0300 | | | | | | A1.2 IMPOZIT PE VENIT, PROFIT SI CASTIGURI DIN CAPITAL DE LA PERSOANE FIZICE | 394.681.970 | 302.587.217 | 193.307.579 | | 193.307.579 | 193.307.579 | | |
| 0302 | | | | | | IMPOZIT PE VENIT | 11.576.360 | 5.788.176 | 2.726.730 | | 2.726.730 | 2.726.730 | | |
| | 18 | | | | | Impozitul pe veniturile din transferul proprietatilor imobiliare din patrimoniul personal | 11.576.360 | 5.788.176 | 2.726.730 | | 2.726.730 | 2.726.730 | | |
| 0402 | | | | | | COTE SI SUME DEFALCATE DIN IMPOZITUL PE VENIT | 383.105.610 | 296.799.041 | 190.580.849 | | 190.580.849 | 190.580.849 | | |
| | 01 | | | | | Cote defalcate din impozitul pe venit | 380.189.610 | 295.247.041 | 188.889.851 | | 188.889.851 | 188.889.851 | | |
| | 04 | | | | | Sume alocate din cotele defalcate din impozitul pe venit pentru echilibrarea bugetelor locale | 2.916.000 | 1.552.000 | 1.690.998 | | 1.690.998 | 1.690.998 | | |
| 0500 | 02 | | | | | A1.3 ALTE IMPOZITE PE VENIT, PROFIT SI CASTIGURI DIN CAPITAL | 726.960 | 363.489 | 423.743 | | 423.743 | 423.743 | | |
| 0502 | | | | | | ALTE IMPOZITE PE VENIT, PROFIT SI CASTIGURI DIN CAPITAL | 726.960 | 363.489 | 423.743 | | 423.743 | 423.743 | | |
| | 50 | | | | | Alte impozite pe venit, profit si castiguri din capital | 726.960 | 363.489 | 423.743 | | 423.743 | 423.743 | | |
| 0700 | 02 | | | | | A3 IMPOZITE SI TAXE PE PROPRIETATE | 91.560.760 | 45.780.363 | 210.094.171 | 113.254.264 | 96.839.907 | 56.323.144 | | 153.771.027 |
| 0702 | | | | | | IMPOZITE SI TAXE PE PROPRIETATE | 91.560.760 | 45.780.363 | 210.094.171 | 113.254.264 | 96.839.907 | 56.323.144 | | 153.771.027 |
| | 01 | | | | | Impozit si taxa pe cladiri | 77.357.000 | 38.678.493 | 187.603.194 | 103.338.874 | 84.264.320 | 47.102.420 | | 140.500.774 |

| Capi- tol | Sub- capi- fol | Pa- ra- graf | Gru- pa / Titlu | Ar- fi- col | Ali- ne- at | Denumire indicator | Prevederi bugetare anuale aprobrate la finele perioadei de raportare | Prevederi bugetare trimestriale cumulate | Drepturi constatate | | | Incasari realizate | Stingeri pe alte cai decat incasari | Drepturi constatate de incasat |
|--------------|----------------------|--------------------|-----------------------|-------------------|-------------------|-------------------------------------------------------------------------------------------------------|----------------------------------------------------------------------------------------|---------------------------------------------------|---------------------|------------------------|--------------------|-----------------------|-------------------------------------------|--------------------------------------|
| | | | | | | | | | Total, din care: | din anii precedenti | din anul curent | | | |
| A | | | | | | B | 1 | 2 | 3=4+5 | 4 | 5 | 6 | 7 | 8=3-6-7 |
| 3002 | 05 | 30 | | | | inchirieri de catre institutiile publice | 16.623.860 | 8.311.943 | 69.297.852 | 53.650.940 | 15.646.912 | 8.505.445 | | 60.792.407 |
| | 08 | | | | | Venituri din dividende | 14.652.560 | 7.326.284 | | | | | | |
| | | 02 | | | | Venituri din dividende de la alti platitori | 14.558.930 | 7.279.466 | | | | | | |
| | | 03 | | | | Dividende de la societatile si companiile nationale si societatile cu capital majoritar de stat | 93.630 | 46.818 | | | | | | |
| 3102 | | | | | | VENITURI DIN DOBANZI | 4.210 | 2.113 | 784 | | 784 | 784 | | |
| | 03 | | | | | Alte venituri din dobanzi | 4.210 | 2.113 | 784 | | 784 | 784 | | |
| 3300 | 02 | | | | | C2. VANZARI DE BUNURI SI SERVICII | -64.998.820 | -31.944.982 | -40.555.972 | 23.667 | -40.579.639 | -40.579.639 | | 23.667 |
| 3302 | | | | | | VENITURI DIN PRESTARI DE SERVICII SI ALTE ACTIVITATI | 104.280 | 52.100 | 72.657 | | 72.657 | 72.657 | | |
| | 08 | | | | | Venituri din prestari de servicii | 5.990 | 5.490 | 1 | | 1 | 1 | | |
| | 10 | | | | | Contributia parintilor sau sustinatorilor legali pentru intretinerea copiilor in crese | 21.120 | 10.550 | 48.526 | | 48.526 | 48.526 | | |
| | 12 | | | | | Contributia persoanelor beneficiare ale cantinelor de ajutor social | 42.170 | 18.561 | 22.903 | | 22.903 | 22.903 | | |
| | 28 | | | | | Venituri din recuperarea cheltuielilor de judecata, imputatii si despagubiri | 35.000 | 17.499 | 1.227 | | 1.227 | 1.227 | | |
| 3402 | | | | | | VENITURI DIN TAXE ADMINISTRATIVE, ELIBERARI PERMISE | 2.809.130 | 1.404.573 | 189.912 | | 189.912 | 189.912 | | |
| | 02 | | | | | Taxe extrajudiciare de timbru | 2.809.130 | 1.404.573 | 189.708 | | 189.708 | 189.708 | | |
| | 50 | | | | | Alte venituri din taxe administrative, eliberari permise | | | 204 | | 204 | 204 | | |
| 3502 | | | | | | AMENZI, PENALITATI SI CONFISCARI | 13.907.060 | 6.953.550 | 7.818.830 | 23.667 | 7.795.163 | 7.795.163 | | 23.667 |

| Capi- tol | Sub- capi- tol | Pa- ra- graf | Gru- pa / Titlu | Ar- ti- col | Ali- ne- at | Denumire indicator | Prevederi bugetare anuale aprobrate la finele perioadei de raportare | Prevederi bugetare trimestriale cumulate | Drepturi constatate | | | Incasari realizate | Stingeri pe alte cai decat incasari | Drepturi constatate de incasat |
|--------------|----------------------|--------------------|-----------------------|-------------------|-------------------|--------------------------------------------------------------------------------------------------------------------------------------------------------------------|----------------------------------------------------------------------------------------|---------------------------------------------------|---------------------|------------------------|--------------------|-----------------------|-------------------------------------------|--------------------------------------|
| | | | | | | | | | Total, din care: | din anii precedenti | din anul curent | | | |
| A | | | | | | B | 1 | 2 | 3=4+5 | 4 | 5 | 6 | 7 | 8=3-6-7 |
| 3702 | 03 | | | | | tare a bugetului local(cu semnul minus) | -90.015.720 | -45.007.863 | -52.208.147 | | -52.208.147 | -52.208.147 | | |
| | 50 | | | | | Alte transferuri voluntare | 473.050 | 236.533 | | | | | | |
| 4100 | 02 | | | | | IV. SUBVENTII | 9.118.680 | 4.559.341 | 3.655.153 | | 3.655.153 | 3.655.153 | | |
| 4200 | | | | | | SUBVENTII DE LA ALTE NIVELE ALE ADMINISTRATIEI PUBLICE | 9.118.680 | 4.559.341 | 3.655.153 | | 3.655.153 | 3.655.153 | | |
| 4202 | | | | | | SUBVENTII DE LA BUGETUL DE STAT | 7.833.910 | 3.916.946 | 3.655.153 | | 3.655.153 | 3.655.153 | | |
| | 34 | | | | | Subventii pentru acordarea ajutorului pentru incalzirea locuintei cu lemne, carbuni,combustibili petrolieri | 90.000 | 45.000 | 1.508 | | 1.508 | 1.508 | | |
| | 41 | | | | | Subventii de la bugetul de stat pentru finantarea sanatatii | 7.743.910 | 3.871.946 | 3.653.645 | | 3.653.645 | 3.653.645 | | |
| 4302 | | | | | | SUBVENTII DE LA ALTE ADMINISTRATII | 1.284.770 | 642.395 | | | | | | |
| | 30 | | | | | Sume primite de la bugetul judetului pentru plata drepturilor de care beneficiaza copiii cu cerinte educationale speciale integrati in invamantul de masa | 1.284.770 | 642.395 | | | | | | |



DIRECTOR ECONOMIC
STELIANA STANCIU
G-

SEF SERVICIUL BUGET
RAMONA RASU

CONTUL DE EXECUTIE AL BUGETULUI LOCAL - VENITURI
30 06 2017

Pag. 1 -lei-

| Capi- tol | Sub- capi- tol | Pa- ra- graf | Gru- pa / Titlu | Ar- ti- col | Ali- ne- at | Denumire indicator | Prevederi bugetare anuale aprobrate la finele perioadei de raportare | Prevederi bugetare trimestriale cumulate | Drepturi constatate | | | Incasari realizate | Singeri pe alte cai decat incasari | Drepturi constatate de incasat |
|--------------|----------------------|--------------------|-----------------------|-------------------|-------------------|-----------------------------------------------------------------------------------------------------|----------------------------------------------------------------------------------------|---------------------------------------------------|---------------------|------------------------|--------------------|-----------------------|------------------------------------------|--------------------------------------|
| | | | | | | | | | Total, din care: | din anii precedenti | din anul curent | | | |
| A | | | | | | B | 1 | 2 | 3=4+5 | 4 | 5 | 6 | 7 | 8=3-6-7 |
| 0001 | 02 | | | | | TOTAL VENITURI-BUGET LOCAL | 976.644.390 | 640.606.070 | 710.638.534 | 246.923.329 | 463.715.205 | 412.048.971 | | 298.589.563 |
| 0002 | | | | | | I. VENITURI CURENTE | 799.929.980 | 513.158.667 | 702.560.682 | 245.624.844 | 456.935.838 | 405.868.274 | | 296.692.408 |
| 0003 | | | | | | A. VENITURI FISCALE | 742.955.850 | 484.117.151 | 621.609.871 | 191.950.237 | 429.659.634 | 385.733.537 | | 235.876.334 |
| 0004 | | | | | | A1. IMPOZIT PE VENIT, PROFIT SI CASTIGURI DIN CAPITAL | 395.408.930 | 302.950.706 | 193.731.322 | | 193.731.322 | 193.731.322 | | |
| 0300 | | | | | | A1.2 IMPOZIT PE VENIT, PROFIT SI CASTIGURI DIN CAPITAL DE LA PERSOANE FIZICE | 394.681.970 | 302.587.217 | 193.307.579 | | 193.307.579 | 193.307.579 | | |
| 0302 | | | | | | IMPOZIT PE VENIT | 11.576.360 | 5.788.176 | 2.726.730 | | 2.726.730 | 2.726.730 | | |
| | 18 | | | | | Impozitul pe veniturile din transferul proprietatilor imobiliare din patrimoniul personal | 11.576.360 | 5.788.176 | 2.726.730 | | 2.726.730 | 2.726.730 | | |
| 0402 | | | | | | COTE SI SUME DEFALCATE DIN IMPOZITUL PE VENIT | 383.105.610 | 296.799.041 | 190.580.849 | | 190.580.849 | 190.580.849 | | |
| | 01 | | | | | Cote defalcate din impozitul pe venit | 380.189.610 | 295.247.041 | 188.889.851 | | 188.889.851 | 188.889.851 | | |
| | 04 | | | | | Sume alocate din cotele defalcate din impozitul pe venit pentru echilibrarea bugetelor locale | 2.916.000 | 1.552.000 | 1.690.998 | | 1.690.998 | 1.690.998 | | |
| 0500 | 02 | | | | | A1.3 ALTE IMPOZITE PE VENIT, PROFIT SI CASTIGURI DIN CAPITAL | 726.960 | 363.489 | 423.743 | | 423.743 | 423.743 | | |
| 0502 | | | | | | ALTE IMPOZITE PE VENIT, PROFIT SI CASTIGURI DIN CAPITAL | 726.960 | 363.489 | 423.743 | | 423.743 | 423.743 | | |
| | 50 | | | | | Alte impozite pe venit, profit si castiguri din capital | 726.960 | 363.489 | 423.743 | | 423.743 | 423.743 | | |
| 0700 | 02 | | | | | A3 IMPOZITE SI TAXE PE PROPRIETATE | 91.560.760 | 45.780.363 | 210.094.171 | 113.254.264 | 96.839.907 | 56.323.144 | | 153.771.027 |
| 0702 | | | | | | IMPOZITE SI TAXE PE PROPRIETATE | 91.560.760 | 45.780.363 | 210.094.171 | 113.254.264 | 96.839.907 | 56.323.144 | | 153.771.027 |
| | 01 | | | | | Impozit si taxa pe cladiri | 77.357.000 | 38.678.493 | 187.603.194 | 103.338.874 | 84.264.320 | 47.102.420 | | 140.500.774 |

| Capi- tol | Sub- capi- tol | Pa- ra- graf | Gru- pa / Titlu | Ar- ti- col | Ali- ne- at | Denumire indicator | Prevederi bugetare anuale aprobrate la finele perioadei de raportare | Prevederi bugetare trimestriale cumulate | Drepturi constatate | | | Incasari realizate | Stingeri pe alte cai decat incasari | Drepturi constatate de incasat |
|--------------|----------------------|--------------------|-----------------------|-------------------|-------------------|-------------------------------------------------------------------------------------------------------|----------------------------------------------------------------------------------------|---------------------------------------------------|---------------------|------------------------|--------------------|-----------------------|-------------------------------------------|--------------------------------------|
| | | | | | | | | | Total, din care: | din anii precedenti | din anul curent | | | |
| A | | | | | | B | 1 | 2 | 3=4+5 | 4 | 5 | 6 | 7 | 8=3-6-7 |
| 3002 | 05 | 30 | | | | inchirieri de catre institutiile publice | 16.623.860 | 8.311.943 | 69.297.852 | 53.650.940 | 15.646.912 | 8.505.445 | | 60.792.407 |
| | 08 | | | | | Venituri din dividende | 14.652.560 | 7.326.284 | | | | | | |
| | | 02 | | | | Venituri din dividende de la alti platitori | 14.558.930 | 7.279.466 | | | | | | |
| | | 03 | | | | Dividende de la societatile si companiile nationale si societatile cu capital majoritar de stat | 93.630 | 46.818 | | | | | | |
| 3102 | | | | | | VENITURI DIN DOBANZI | 4.210 | 2.113 | 784 | | 784 | 784 | | |
| | 03 | | | | | Alte venituri din dobanzi | 4.210 | 2.113 | 784 | | 784 | 784 | | |
| 3300 | 02 | | | | | C2. VANZARI DE BUNURI SI SERVICII | 25.693.500 | 13.401.176 | 11.652.175 | 23.667 | 11.628.508 | 11.628.508 | | 23.667 |
| 3302 | | | | | | VENITURI DIN PRESTARI DE SERVICII SI ALTE ACTIVITATI | 104.280 | 52.100 | 72.657 | | 72.657 | 72.657 | | |
| | 08 | | | | | Venituri din prestari de servicii | 5.990 | 5.490 | 1 | | 1 | 1 | | |
| | 10 | | | | | Contributia parintilor sau sustinatorilor legali pentru intretinerea copiilor in crese | 21.120 | 10.550 | 48.526 | | 48.526 | 48.526 | | |
| | 12 | | | | | Contributia persoanelor beneficiare ale cantinelor de ajutor social | 42.170 | 18.561 | 22.903 | | 22.903 | 22.903 | | |
| | 28 | | | | | Venituri din recuperarea cheltuielilor de judecata, imputatii si despagubiri | 35.000 | 17.499 | 1.227 | | 1.227 | 1.227 | | |
| 3402 | | | | | | VENITURI DIN TAXE ADMINISTRATIVE, ELIBERARI PERMISE | 2.809.130 | 1.404.573 | 189.912 | | 189.912 | 189.912 | | |
| | 02 | | | | | Taxe extrajudiciare de timbru | 2.809.130 | 1.404.573 | 189.708 | | 189.708 | 189.708 | | |
| | 50 | | | | | Alte venituri din taxe administrative, eliberari permise | | | 204 | | 204 | 204 | | |
| 3502 | | | | | | AMENZI, PENALITATI SI CONFISCARI | 13.907.060 | 6.953.550 | 7.818.830 | 23.667 | 7.795.163 | 7.795.163 | | 23.667 |

| Capi- tol | Sub- capi- tol | Pa- ra- graf | Gru- pa / Titlu | Ar- ti- col | Ali- ne- at | Denumire indicator | Prevederi bugetare anuale aprobrate la finele perioadei de raportare | Prevederi bugetare trimestriale cumulate | Drepturi constatate | | | Incasari realizate | Stingeri pe alte cai decat incasari | Drepturi constatate de incasat |
|--------------|----------------------|--------------------|-----------------------|-------------------|-------------------|----------------------------------------------------------------------------------------------------------------------------------|----------------------------------------------------------------------------------------|---------------------------------------------------|---------------------|------------------------|--------------------|-----------------------|-------------------------------------------|--------------------------------------|
| | | | | | | | | | Total, din care: | din anii precedenti | din anul curent | | | |
| A | | | | | | B | 1 | 2 | 3=4+5 | 4 | 5 | 6 | 7 | 8=3-6-7 |
| 3702 | | | | | | SUBVENTIILE | 473.050 | 236.533 | | | | | | |
| | 03 | | | | | Varsaminte din sectiunea de functionare pentru finantarea sectiunii de dezvoltare a bugetului local(cu semnul minus) | -90.015.720 | -45.007.863 | -52.208.147 | | -52.208.147 | -52.208.147 | | |
| | | 04 | | | | Varsaminte din sectiunea de functionare | 90.015.720 | 45.007.863 | 52.208.147 | | 52.208.147 | 52.208.147 | | |
| | | 50 | | | | Alte transferuri voluntare | 473.050 | 236.533 | | | | | | |
| 3900 | 02 | | | | | II. VENITURI DIN CAPITAL | 2.057.760 | 2.057.767 | 4.399.870 | 1.298.485 | 3.101.385 | 2.502.715 | | 1.897.155 |
| 3902 | | | | | | VENITURI DIN VALORIFICAREA UNOR BUNURI | 2.057.760 | 2.057.767 | 4.399.870 | 1.298.485 | 3.101.385 | 2.502.715 | | 1.897.155 |
| | | 03 | | | | Venituri din vanzarea locuintelor construite din fondurile statului | 1.871.300 | 1.871.304 | 2.156.045 | | 2.156.045 | 2.156.045 | | |
| | | 07 | | | | Venituri din vanzarea unor bunuri aparținind domeniului privat al statului sau al unitatilor administrativ- teritoriale | 124.210 | 124.210 | 2.100.945 | 1.298.485 | 802.460 | 203.790 | | 1.897.155 |
| | | 10 | | | | Depozite speciale pentru constructii de locuinte | 62.250 | 62.253 | 142.880 | | 142.880 | 142.880 | | |
| 4100 | 02 | | | | | IV. SUBVENTII | 38.861.640 | 19.857.811 | 3.658.989 | | 3.658.989 | 3.658.989 | | |
| 4200 | | | | | | SUBVENTII DE LA ALTE NIVELE ALE ADMINISTRATIEI PUBLICE | 38.861.640 | 19.857.811 | 3.658.989 | | 3.658.989 | 3.658.989 | | |
| 4202 | | | | | | SUBVENTII DE LA BUGETUL DE STAT | 37.576.870 | 19.215.416 | 3.658.989 | | 3.658.989 | 3.658.989 | | |
| | | 16 | | | | Subventii de la bugetul de stat catre bugetele locale pentru finantarea investitiilor in sanatate | 7.000.000 | 3.937.000 | | | | | | |
| | | 03 | | | | Subventii de la bugetul de stat catre bugetele locale pentru finantarea altor investitii in sanatate | 7.000.000 | 3.937.000 | | | | | | |

| Capi- tol | Sub- capi- tol | Pa- ra- graf | Gru- pa / Titlu | Ar- ti- col | Ali- ne- at | Denumire indicator | Prevederi bugetare anuale aprobrate la finele perioadei de raportare | Prevederi bugetare trimestriale cumulate | Drepturi constatate | | | Incasari realizate | Stingeri pe alte cai decat incasari | Drepturi constatate de incasat |
|--------------|----------------------|--------------------|-----------------------|-------------------|-------------------|---------------------------------------------------------------------------------------------------------------------------------------------------------------------------|----------------------------------------------------------------------------------------|---------------------------------------------------|---------------------|------------------------|--------------------|-----------------------|-------------------------------------------|--------------------------------------|
| | | | | | | | | | Total, din care: | din anii precedenti | din anul curent | | | |
| A | | | | | | B | 1 | 2 | 3=4+5 | 4 | 5 | 6 | 7 | 8=3-6-7 |
| 4202 | 20 | | | | | Subventii de la bugetul de stat catre bugetele locale necesare sustinerii derulării proiectelor finantate din fonduri externe nerambursabile(FEN) postaderare | 22.742.960 | 11.361.470 | 3.836 | | 3.836 | 3.836 | | |
| | 34 | | | | | Subventii pentru acordarea ajutorului pentru incalzirea locuintei cu lemne, carbuni,combustibili petrolieri | 90.000 | 45.000 | 1.508 | | 1.508 | 1.508 | | |
| | 41 | | | | | Subventii de la bugetul de stat pentru finantarea sanatații | 7.743.910 | 3.871.946 | 3.653.645 | | 3.653.645 | 3.653.645 | | |
| 4302 | | | | | | SUBVENTII DE LA ALTE ADMINISTRATII | 1.284.770 | 642.395 | | | | | | |
| | 30 | | | | | Sume primite de la bugetul judetului pentru plata drepturilor de care beneficiaza copiii cu cerinte educationale speciale integrati in invamantul de masa | 1.284.770 | 642.395 | | | | | | |
| 4502 | | | | | | SUME PRIMITE DE LA UE/ALTI DONATORI IN CONTUL PLATILOR EFECTUATE SI PREFINANTARI | 135.795.010 | 105.531.825 | 18.993 | | 18.993 | 18.993 | | |
| | 01 | | | | | Fondul european de Dezvoltare Regionala | 135.778.010 | 105.514.825 | | | | | | |
| | 01 | | | | | Sume primite in contul platilor efectuate in anul curent | 135.778.010 | 105.514.825 | | | | | | |
| | 15 | | | | | Programe Comunitare finantate in perioada 2007-2013 | 17.000 | 17.000 | 18.993 | | 18.993 | 18.993 | | |
| | 02 | | | | | Sume primite in contul platilor efectuate in anii anteriori | 17.000 | 17.000 | 18.993 | | 18.993 | 18.993 | | |

PRIMAR
NICOLAE ROBU


DIRECTOR ECONOMIC
G. STELIANA STANCIU

SEF SERVICIUL BUCSET
RAMONA RUDU

CONTUL DE EXECUTIE AL FONDURILOR EXTERNE NERAMBURSABILE-CHELTUIELI
30 06 2017

Pag. 1 - lei-

| Capi- tol | Sub- capi- tol | Pa- ra- graf | Gru- pa / Titlu | Ar- ti- col | Ali- ne- at | Denumire indicator | Credite de angajament | Credite bugetare | | Angajamente bugetare | Angajamente legale | Plati efectuate | Angajamente legale de platit | Cheltuieli efective |
|--------------|----------------------|--------------------|-----------------------|-------------------|-------------------|----------------------------------------------------|--------------------------|-------------------------------------------------------------|--------------------------|-------------------------|-----------------------|--------------------|------------------------------------|------------------------|
| | | | | | | | | anuale aprobat la finele perioadei de raportare | trimestriale cumulate | | | | | |
| A | | | | | | B | 1 | 2 | 3 | 4 | 5 | 6 | 7=5-6 | 8 |
| 5008 | | | | | | FONDURI EXTERNE NERAMBURSABILE | | 2.125.810 | 2.125.810 | 1.668.771 | 1.668.771 | 1.668.771 | | 563.117 |
| 6608 | | | | | | SANATATE | | 1.640.810 | 1.640.810 | 1.334.684 | 1.334.684 | 1.334.684 | | 399.447 |
| | 06 | | | | | Servicii medicale in unitati sanitare cu paturi | | 1.640.810 | 1.640.810 | 1.334.684 | 1.334.684 | 1.334.684 | | 399.447 |
| | | 01 | | | | Spitale generale | | 1.640.810 | 1.640.810 | 1.334.684 | 1.334.684 | 1.334.684 | | 399.447 |
| 6708 | | | | | | CULTURA, RECREERE SI RELIGIE | | | | | | | | 17.142 |
| | | 03 | | | | Servicii culturale | | | | | | | | 17.142 |
| | | 04 | | | | Instituti publice de spectacole si concerte | | | | | | | | 17.142 |
| 6808 | | | | | | ASIGURARI SI ASISTENTA SOCIALA | | 485.000 | 485.000 | 334.087 | 334.087 | 334.087 | | 146.528 |
| | 15 | | | | | Prevenirea excluderii sociale | | 485.000 | 485.000 | 334.087 | 334.087 | 334.087 | | 146.528 |
| | | 01 | | | | Ajutor social | | 485.000 | 485.000 | 334.087 | 334.087 | 334.087 | | 146.528 |



DIRECTOR ECONOMIC
STELIANA STANCU
G-

SEF SERVICIUL BUCGET
RAMONA RAJU
[Handwritten Signature]



DETALIEREA CHELTUIELILOR
- fonduri externe nerambursabile -
30 06 2017

Pag. 2 - lei-


| Capi- tol | Sub- capi- tol | Pa- ra- graf | Gru- pa / Titlu | Ar- ti- col | Ali- ne- at | Denumire indicator | Credite de angajament | Credite bugetare | | Angajamente bugetare | Angajamente legale | Plati efectuate | Angajamente legale de platit | Cheltuieli efective |
|--------------|----------------------|--------------------|-----------------------|-------------------|-------------------|-------------------------------------------------------------------------------|--------------------------|--------------------------------------------------------------|--------------------------|-------------------------|-----------------------|--------------------|------------------------------------|------------------------|
| | | | | | | | | anuale aprobate la finele perioadei de raportare | trimestriale cumulate | | | | | |
| A | | | | | | B | 1 | 2 | 3 | 4 | 5 | 6 | 7=5-6 | 8 |
| 5008 | | | | | | FONDURI EXTERNE NERAMBURSABILE | | 2.125.810 | 2.125.810 | 1.668.771 | 1.668.771 | 1.668.771 | | 563.117 |
| | | | 01 | | | CHELTUIELI CURENTE | | 2.125.810 | 2.125.810 | 1.668.771 | 1.668.771 | 1.668.771 | | 545.975 |
| | | | 56 | | | TITLUL VIII PROIECTE CU FINANTARE DIN FONDURI EXTERNE NERAMBURSABILE (FEN) | | | | | | | | |
| | | | | | | POSTADERARE | | 2.125.810 | 2.125.810 | 1.668.771 | 1.668.771 | 1.668.771 | | 545.975 |
| | | | 70 | | | CHELTUIELI DE CAPITAL | | | | | | | | 17.142 |
| | | | 71 | | | TITLUL XIII ACTIVE NEFINANCIARE | | | | | | | | 17.142 |
| 6608 | | | | | | SANATATE | | 1.640.810 | 1.640.810 | 1.334.684 | 1.334.684 | 1.334.684 | | 399.447 |
| | | | 01 | | | CHELTUIELI CURENTE | | 1.640.810 | 1.640.810 | 1.334.684 | 1.334.684 | 1.334.684 | | 399.447 |
| | | | 56 | | | TITLUL VIII PROIECTE CU FINANTARE DIN FONDURI EXTERNE NERAMBURSABILE (FEN) | | | | | | | | |
| | | | | | | POSTADERARE | | 1.640.810 | 1.640.810 | 1.334.684 | 1.334.684 | 1.334.684 | | 399.447 |
| | | | 56 | 18 | | Mecanismul financiar norvegian | | 1.640.810 | 1.640.810 | 1.334.684 | 1.334.684 | 1.334.684 | | 399.447 |
| | | | 56 | 18 | 01 | Finantarea nationala | | 246.120 | 246.120 | 200.203 | 200.203 | 200.203 | | 59.917 |
| | | | 56 | 18 | 02 | Finantarea externa nerambursabila | | 1.394.690 | 1.394.690 | 1.134.481 | 1.134.481 | 1.134.481 | | 339.530 |
| 6708 | | | | | | CULTURA, RECREERE SI RELIGIE | | | | | | | | 17.142 |
| | | | 70 | | | CHELTUIELI DE CAPITAL | | | | | | | | 17.142 |
| | | | 71 | | | TITLUL XIII ACTIVE NEFINANCIARE | | | | | | | | 17.142 |
| | | | 71 | 01 | | Active fixe | | | | | | | | 17.142 |
| | | | 71 | 01 | 02 | Masini, echipamente si mijloace de transport | | | | | | | | 3.479 |
| | | | 71 | 01 | 03 | Mobilier, aparatura birotica si alte active corporale | | | | | | | | 13.663 |
| 6808 | | | | | | ASIGURARI SI ASISTENTA SOCIALA | | 485.000 | 485.000 | 334.087 | 334.087 | 334.087 | | 146.528 |
| | | | 01 | | | CHELTUIELI CURENTE | | 485.000 | 485.000 | 334.087 | 334.087 | 334.087 | | 146.528 |
| | | | 56 | | | TITLUL VIII PROIECTE CU FINANTARE DIN FONDURI EXTERNE NERAMBURSABILE (FEN) | | | | | | | | |
| | | | | | | POSTADERARE | | 485.000 | 485.000 | 334.087 | 334.087 | 334.087 | | 146.528 |

| Capi- tol | Sub- capi- tol | Pa- ra- graf | Gru- pa / Titlu | Ar- ti- col | Ali- ne- at | Denumire indicator | Credite de angajament | Credite bugetare | | Angajamente bugetare | Angajamente legale | Plati efectuate | Angajamente legale de platit | Cheltuieli efective |
|--------------|----------------------|--------------------|-----------------------|-------------------|-------------------|-----------------------------------|--------------------------|-------------------------------------------------------------|--------------------------|-------------------------|-----------------------|--------------------|------------------------------------|------------------------|
| | | | | | | | | anuale aprobat la finele perioadei de raportare | trimestriale cumulate | | | | | |
| A | | | | | | B | 1 | 2 | 3 | 4 | 5 | 6 | 7=5-6 | 8 |
| | | | 56 | 18 | | Mecanismul financiar norvegian | | 485.000 | 485.000 | 334.087 | 334.087 | 334.087 | | 146.528 |
| | | | 56 | 18 | 02 | Finantarea externa nerambursabila | | 480.000 | 480.000 | 334.087 | 334.087 | 334.087 | | 146.528 |
| | | | 56 | 18 | 03 | Cheltuieli neeligibile | | 5.000 | 5.000 | | | | | |


PRIMAR
NICOLAE ROSU

DIRECTOR EDUCATIV
STELIANA STANCIU




SEF SERVICIUL BUGET
RAMONA RADU



CONTUL DE EXECUTIE AL FONDURILOR EXTERNE NERAMBURSABILE-VENTURI
30 06 2017

Pag. 1 -lei-

| Capi- tol | Sub- capi- tol | Pa- ra- graf | Gru- pa / Tiflu | Ar- ti- col | Ali- ne- at | Denumire indicator | Prevederi bugetare anuale aprobrate la finele perioadei de raportare | Prevederi bugetare trimestriale cumulate | Drepturi constatate | | | Incasari realizate | Stingeri pe alte cai decat incasari | Drepturi constatate de incasat |
|--------------|----------------------|--------------------|-----------------------|-------------------|-------------------|---------------------------------------------------------------------------------------------------------------|----------------------------------------------------------------------------------------|---------------------------------------------------|---------------------|------------------------|--------------------|-----------------------|-------------------------------------------|--------------------------------------|
| | | | | | | | | | Total, din care: | din anii precedenti | din anul curent | | | |
| A | | | | | | B | 1 | 2 | 3=4+5 | 4 | 5 | 6 | 7 | 8=3-6-7 |
| 0001 | 08 | | | | | TOTAL VENITURI-NERAMBURSABILE | 2.125.810 | 2.125.810 | 1.718.085 | | 1.718.085 | 1.718.085 | | |
| 4008 | | | | | | INCASARI DIN RAMBURSAREA ACORDATE | | | 1.253.882 | | 1.253.882 | 1.253.882 | | |
| | 15 | | | | | Sume utilizate din excedentul anului precedent pentru efectuarea de cheltuieli | | | 1.253.882 | | 1.253.882 | 1.253.882 | | |
| | | 02 | | | | Sume utilizate de administratiile locale din excedentul anului precedent pentru sectiunea de dezvoltare | | | 1.253.882 | | 1.253.882 | 1.253.882 | | |
| * 03 | 45 | 08 | 18 | 02 | | | 1.394.690 | 1.394.690 | | | | | | |
| 4100 | 08 | | | | | IV. SUBVENTII | 246.120 | 246.120 | 200.203 | | 200.203 | 200.203 | | |
| 4208 | | | | | | SUBVENTII DE LA BUGETUL DE STAT | 246.120 | 246.120 | 200.203 | | 200.203 | 200.203 | | |
| | 61 | | | | | Cofinantare publica acordata in cadrul mecanismului norvegian | 246.120 | 246.120 | 200.203 | | 200.203 | 200.203 | | |
| 4508 | | | | | | SUME PRIMITE DE LA UE/ALTI DONATORI IN CONTUL PLATILOR EFECTUATE SI | 1.879.690 | 1.879.690 | 264.000 | | 264.000 | 264.000 | | |
| | 18 | | | | | Mecanismul financiar norvegian | 1.879.690 | 1.879.690 | 264.000 | | 264.000 | 264.000 | | |
| | | 03 | | | | Prefinantare | 1.879.690 | 1.879.690 | 264.000 | | 264.000 | 264.000 | | |



DIRECTOR ECONOMIC
STELIANA STANCIU
CS

SEF SERVICIUL BUCET
RAMOLA RABU
[Signature]

**DETALIEREA CHELTUIELILOR
INSTITUTII PUBLICE FINANTATE DIN VENITURI PROPRII
SI SUBVENTII DIN BUGETUL LOCAL
SECTIUNEA DE DEZVOLTARE
30 06 2017**

Pag. 1 - lei-

| Capi- tol | Sub- capi- tol | Pa- ra- graf | Gru- pa / Titlu | Ar- ti- col | Ali- ne- at | Denumire indicator | Credite de angajament | Credite bugetare | | Angajamente bugetare | Angajamente legale | Plati efectuate | Angajamente legale de platit | Cheltuieli efective |
|--------------|----------------------|--------------------|-----------------------|-------------------|-------------------|----------------------------------------------------------|--------------------------|-------------------------------------------------------------|--------------------------|-------------------------|-----------------------|--------------------|------------------------------------|------------------------|
| | | | | | | | | anuale aprobat la finele perioadei de raportare | trimestriale cumulate | | | | | |
| A | | | | | | B | 1 | 2 | 3 | 4 | 5 | 6 | 7=5-6 | 8 |
| 5010 | | | | | | TOTAL CHELTUIELI DIN VENITURI PROPRII SI SUBVENTII | | 28.245.130 | 19.281.610 | 10.203.584 | 10.203.584 | 5.176.178 | 5.027.406 | 3.622.538 |
| | | 70 | | | | CHELTUIELI DE CAPITAL | | 28.245.130 | 19.281.610 | 10.203.584 | 10.203.584 | 5.176.178 | 5.027.406 | 3.622.538 |
| | | 71 | | | | TITLUL XIII ACTIVE NEFINANCIARE | | 28.245.130 | 19.281.610 | 10.203.584 | 10.203.584 | 5.176.178 | 5.027.406 | 3.622.538 |
| 5410 | | | | | | ALTE SERVICII PUBLICE GENERALE | | 96.000 | 78.000 | | | | | 46.148 |
| | | 70 | | | | CHELTUIELI DE CAPITAL | | 96.000 | 78.000 | | | | | 46.148 |
| | | 71 | | | | TITLUL XIII ACTIVE NEFINANCIARE | | 96.000 | 78.000 | | | | | 46.148 |
| | | 71 | 01 | | | Active fixe | | 96.000 | 78.000 | | | | | 46.148 |
| | | 71 | 01 | 02 | | Masini, echipamente si mijloace de transport | | | | | | | | 9.287 |
| | | 71 | 01 | 03 | | Mobilier, aparatura birotica si alte active corporale | | 44.000 | 44.000 | | | | | 34.443 |
| | | 71 | 01 | 30 | | Alte active fixe (inclusiv reparatii capitale) | | 52.000 | 34.000 | | | | | 2.418 |
| 6510 | | | | | | INVATAMANT | | 141.000 | 16.000 | | | | | 68.348 |
| | | 70 | | | | CHELTUIELI DE CAPITAL | | 141.000 | 16.000 | | | | | 68.348 |
| | | 71 | | | | TITLUL XIII ACTIVE NEFINANCIARE | | 141.000 | 16.000 | | | | | 68.348 |
| | | 71 | 01 | | | Active fixe | | 141.000 | 16.000 | | | | | 68.348 |
| | | 71 | 01 | 02 | | Masini, echipamente si mijloace de transport | | 135.000 | 10.000 | | | | | 25.363 |
| | | 71 | 01 | 03 | | Mobilier, aparatura birotica si alte active corporale | | 6.000 | 6.000 | | | | | 37.699 |
| | | 71 | 01 | 30 | | Alte active fixe (inclusiv reparatii capitale) | | | | | | | | 5.286 |
| 6610 | | | | | | SANATATE | | 27.808.130 | 19.061.610 | 10.104.920 | 10.104.920 | 5.077.514 | 5.027.406 | 3.460.983 |
| | | 70 | | | | CHELTUIELI DE CAPITAL | | 27.808.130 | 19.061.610 | 10.104.920 | 10.104.920 | 5.077.514 | 5.027.406 | 3.460.983 |
| | | 71 | | | | TITLUL XIII ACTIVE NEFINANCIARE | | 27.808.130 | 19.061.610 | 10.104.920 | 10.104.920 | 5.077.514 | 5.027.406 | 3.460.983 |
| | | 71 | 01 | | | Active fixe | | 27.808.130 | 19.061.610 | 10.104.920 | 10.104.920 | 5.077.514 | 5.027.406 | 3.460.983 |

| Capi- tol | Sub- capi- tol | Pa- ra- graf | Gru- pa / Titlu | Ar- ti- col | Ali- ne- at | Denumire indicator | Credite de angajament | Credite bugetare | | Angajamente bugetare | Angajamente legale | Plafi efectuate | Angajamente legale de platit | Cheltuieli efective |
|--------------|----------------------|--------------------|-----------------------|-------------------|-------------------|--------------------------------------------------------------------------|--------------------------|--------------------------------------------------------------|--------------------------|-------------------------|-----------------------|--------------------|------------------------------------|------------------------|
| | | | | | | | | anuale aprobate la finele perioadei de raportare | trimestriale cumulate | | | | | |
| A | | | | | | B | 1 | 2 | 3 | 4 | 5 | 6 | 7=5-6 | 8 |
| | | | 71 | 01 | 02 | Masini, echipamente si mijloace de transport | | 26.643.830 | 17.897.310 | 8.992.566 | 8.992.566 | 4.440.191 | 4.552.375 | 2.928.279 |
| | | | 71 | 01 | 03 | Mobilier, aparatura birotica si alte active corporale | | 803.300 | 803.300 | 797.971 | 797.971 | 322.940 | 475.031 | 180.441 |
| | | | 71 | 01 | 30 | Alte active fixe (inclusiv reparatii capitale) | | 361.000 | 361.000 | 314.383 | 314.383 | 314.383 | | 352.263 |
| 6710 | | | | | | CULTURA, RECREERE SI RELIGIE | | 200.000 | 126.000 | 98.664 | 98.664 | 98.664 | | 46.183 |
| | | | 70 | | | CHELTUIELI DE CAPITAL | | 200.000 | 126.000 | 98.664 | 98.664 | 98.664 | | 46.183 |
| | | | 71 | | | TITLUL XIII ACTIVE NEFINANCIARE | | 200.000 | 126.000 | 98.664 | 98.664 | 98.664 | | 46.183 |
| | | | 71 | 01 | | Active fixe | | 175.000 | 126.000 | 98.664 | 98.664 | 98.664 | | 46.183 |
| | | | 71 | 01 | 02 | Masini, echipamente si mijloace de transport | | | | | | | | 37.087 |
| | | | 71 | 01 | 03 | Mobilier, aparatura birotica si alte active corporale | | 172.000 | 123.000 | 97.103 | 97.103 | 97.103 | | 8.110 |
| | | | 71 | 01 | 30 | Alte active fixe (inclusiv reparatii capitale) | | 3.000 | 3.000 | 1.561 | 1.561 | 1.561 | | 986 |
| 6810 | | | 71 | 03 | | Reparatii capitale aferente activelor fixe | | 25.000 | | | | | | |
| | | | | | | ASIGURARI SI ASISTENTA SOCIALA | | | | | | | | 876 |
| | | | 70 | | | CHELTUIELI DE CAPITAL | | | | | | | | 876 |
| | | | 71 | | | TITLUL XIII ACTIVE NEFINANCIARE | | | | | | | | 876 |
| | | | 71 | 01 | | Active fixe | | | | | | | | 876 |
| 9910 | 97 | | 71 | 01 | 02 | Masini, echipamente si mijloace de transport excedent/deficit sect de | | | | | | 743.794 | | 876 |

PRIMĂRIA
MUNICIPIUL
TIMȘOARA

NICOLAE ROBU

DIRECTOR ECONOMIC,
G. STELIANA STANCIU

ȘEF SERV. BUGET,
RAMONA RADU

**DETALIEREA CHELTUIELILOR
INSTITUTII PUBLICE FINANTATE DIN VENITURI PROPRII
SI SUBVENTII DIN BUGETUL LOCAL
SECTIUNEA DE FUNCTIONARE
30 06 2017**

Pag. 1 - lei-

| Capi- tol | Sub- capi- toi | Pa- ra- graf | Gru- pa / Titlu | Ar- ti- col | Ali- ne- at | Denumire indicator | Credite de angajament | Credite bugetare | | Angajamente bugetare | Angajamente legale | Plati efectuate | Angajamente legale de platit | Cheltuieli efective |
|--------------|----------------------|--------------------|-----------------------|-------------------|-------------------|----------------------------------------------------------------------------------|--------------------------|---------------------------------------------------------------|--------------------------|-------------------------|-----------------------|--------------------|------------------------------------|------------------------|
| | | | | | | | | anuale aprobrate la finele perioadei de raportare | trimestriale cumulate | | | | | |
| A | | | | | | B | 1 | 2 | 3 | 4 | 5 | 6 | 7=5-6 | 8 |
| 5010 | | | | | | TOTAL CHELTUIELI DIN VENITURI PROPRII | | | | | | | | |
| | | | | | | SI SUBVENTII | | 391.479.610 | 219.386.550 | 198.615.514 | 198.615.514 | 173.049.287 | 25.566.227 | 179.894.501 |
| | 01 | | | | | CHELTUIELI CURENTE | | 391.479.610 | 219.386.550 | 198.615.527 | 198.615.527 | 173.049.300 | 25.566.227 | 179.894.501 |
| | 10 | | | | | TITLUL I CHELTUIELI DE PERSONAL | | 213.285.510 | 126.624.830 | 122.875.010 | 122.875.010 | 115.459.822 | 7.415.188 | 116.005.105 |
| | 20 | | | | | TITLUL II BUNURI SI SERVICII | | 175.914.880 | 91.599.720 | 74.806.889 | 74.806.889 | 56.758.292 | 18.048.597 | 62.998.870 |
| | 57 | | | | | TITLUL VIII ASISTENTA SOCIALA | | 355.000 | 190.000 | 25.496 | 25.496 | 25.496 | | 36.211 |
| | 59 | | | | | TITLUL XI ALTE CHELTUIELI | | 1.924.220 | 972.000 | 908.132 | 908.132 | 805.690 | 102.442 | 854.315 |
| | 84 | | | | | PLATI EFECTUATE IN ANII PRECEDENTI SI RECUPERATE IN ANUL CURENT | | | | -13 | -13 | -13 | | |
| | 85 | | | | | Titlul XIX PLATI EFECTUATE IN ANII PRECEDENTI SI RECUPERATE IN ANUL CURENT | | | | -13 | -13 | -13 | | |
| 5410 | | | | | | ALTE SERVICII PUBLICE GENERALE | | 4.323.850 | 2.790.850 | 2.178.820 | 2.178.820 | 2.178.820 | | 1.904.716 |
| | 01 | | | | | CHELTUIELI CURENTE | | 4.323.850 | 2.790.850 | 2.178.820 | 2.178.820 | 2.178.820 | | 1.904.716 |
| | 10 | | | | | TITLUL I CHELTUIELI DE PERSONAL | | 3.466.000 | 2.312.000 | 1.922.050 | 1.922.050 | 1.922.050 | | 1.594.562 |
| | 10 | 01 | | | | Cheltuieli salariale in bani | | 2.600.000 | 1.860.000 | 1.565.793 | 1.565.793 | 1.565.793 | | 1.303.135 |
| | 10 | 01 | 01 | | | Salarii de baza | | 2.518.000 | 1.800.000 | 1.542.951 | 1.542.951 | 1.542.951 | | 1.280.930 |
| | 10 | 01 | 06 | | | Alte sporuri | | 1.000 | 1.000 | 268 | 268 | 268 | | 268 |
| | 10 | 01 | 12 | | | Indemnizatii platite unor persoane din afara unitatii | | 1.000 | 1.000 | | | | | |
| | 10 | 01 | 13 | | | Indemnizatii de delegare | | 10.000 | 8.000 | | | | | |
| | 10 | 01 | 30 | | | Alte drepturi salariale in bani | | 70.000 | 50.000 | 22.574 | 22.574 | 22.574 | | 21.937 |
| | 10 | 03 | | | | Contributii | | 866.000 | 452.000 | 356.257 | 356.257 | 356.257 | | 291.427 |
| | 10 | 03 | 01 | | | Contributii de asigurari sociale de stat | | 580.000 | 292.000 | 245.960 | 245.960 | 245.960 | | 204.279 |
| | 10 | 03 | 02 | | | Contributii de asigurari de somaj | | 18.000 | 10.000 | 7.648 | 7.648 | 7.648 | | 6.362 |
| | 10 | 03 | 03 | | | Contributii de asigurari sociale de sanatate | | 192.000 | 96.000 | 81.421 | 81.421 | 81.421 | | 67.763 |

| Capi- tol | Sub- capi- tol | Pa- ra- graf | Gru- pa / Titlu | Ar- ti- col | Ali- ne- at | Denumire indicator | Credite de angajament | Credite bugetare | | Angajamente bugetare | Angajamente legale | Plati efectuate | Angajamente legale de platit | Cheltuieli efective |
|--------------|----------------------|--------------------|-----------------------|-------------------|-------------------|----------------------------------------------------------------------------|--------------------------|---------------------------------------------------------------|--------------------------|-------------------------|-----------------------|--------------------|------------------------------------|------------------------|
| | | | | | | | | anuale aprobrate la finele perioadei de raportare | trimestriale cumulate | | | | | |
| A | | | | | | B | 1 | 2 | 3 | 4 | 5 | 6 | 7=5-6 | 8 |
| | | | | | | intereselor statului, potrivit dispozitiilor legale | | 20.000 | 10.000 | 5 | 5 | 5 | | 5 |
| | | | 20 | 30 | | Alte cheltuieli | | 200.000 | 130.000 | 99.064 | 99.064 | 99.064 | | 98.939 |
| | | | 20 | 30 | 30 | Alte cheltuieli cu bunuri si servicii | | 200.000 | 130.000 | 99.064 | 99.064 | 99.064 | | 98.939 |
| 6510 | | | | | | INVATAMANT | | 34.661.630 | 18.717.300 | 8.070.232 | 8.070.232 | 8.041.700 | 28.532 | 8.064.239 |
| | | | 01 | | | CHELTUIELI CURENTE | | 34.661.630 | 18.717.300 | 8.070.232 | 8.070.232 | 8.041.700 | 28.532 | 8.064.239 |
| | | | 10 | | | TITLUL I CHELTUIELI DE PERSONAL | | 8.244.990 | 4.503.170 | 2.010.841 | 2.010.841 | 2.010.841 | | 2.046.414 |
| | | | 10 | 01 | | Cheltuieli salariale in bani | | 6.503.922 | 3.497.144 | 1.647.411 | 1.647.411 | 1.647.411 | | 1.674.738 |
| | | | 10 | 01 | 01 | Salarii de baza | | 1.324.315 | 672.885 | 366.218 | 366.218 | 366.218 | | 379.978 |
| | | | 10 | 01 | 06 | Alte sporuri | | 6.400 | 3.200 | 1.545 | 1.545 | 1.545 | | 1.503 |
| | | | 10 | 01 | 10 | Fond pentru posturi ocupate prin cumul | | 129.900 | 59.900 | 35.491 | 35.491 | 35.491 | | 30.788 |
| | | | 10 | 01 | 11 | Fond aferent platii cu ora | | 4.359.514 | 2.377.054 | 1.137.303 | 1.137.303 | 1.137.303 | | 1.161.880 |
| | | | 10 | 01 | 13 | Indemnizatii de delegare | | 4.795 | 2.787 | 51 | 51 | 51 | | 51 |
| | | | 10 | 01 | 30 | Alte drepturi salariale in bani | | 678.998 | 381.318 | 106.803 | 106.803 | 106.803 | | 100.538 |
| | | | 10 | 02 | | Cheltuieli salariale in natura | | 137.400 | 137.400 | | | | | |
| | | | 10 | 02 | 06 | Vouchere de vacanta | | 137.400 | 137.400 | | | | | |
| | | | 10 | 03 | | Contributii | | 1.603.668 | 868.626 | 363.430 | 363.430 | 363.430 | | 371.676 |
| | | | 10 | 03 | 01 | Contributii de asigurari sociale de stat | | 1.071.668 | 576.175 | 255.690 | 255.690 | 255.690 | | 263.072 |
| | | | 10 | 03 | 02 | Contributii de asigurari de somaj | | 38.126 | 20.854 | 7.766 | 7.766 | 7.766 | | 7.927 |
| | | | 10 | 03 | 03 | Contributii de asigurari sociale de sanatate | | 387.031 | 211.857 | 85.414 | 85.414 | 85.414 | | 86.559 |
| | | | 10 | 03 | 04 | Contributii de asigurari pentru accidente de munca si boli profesionale | | 17.943 | 9.578 | 2.501 | 2.501 | 2.501 | | 2.535 |
| | | | 10 | 03 | 06 | Contributii pentru concedii si indemnizatii | | 88.900 | 50.162 | 12.059 | 12.059 | 12.059 | | 11.583 |
| | | | 20 | | | TITLUL II BUNURI SI SERVICII | | 25.889.420 | 13.920.130 | 5.981.895 | 5.981.895 | 5.953.363 | 28.532 | 5.929.614 |
| | | | 20 | 01 | | Bunuri si servicii | | 7.490.006 | 4.062.850 | 958.690 | 958.690 | 930.158 | 28.532 | 991.305 |

| Capi- tol | Sub- capi- tol | Pa- ra- graf | Gru- pa / Titlu | Ar- ti- col | Ali- ne- at | Denumire indicator | Credite de angajament | Credite bugetare | | Angajamente bugetare | Angajamente legale | Plati efectuate | Angajamente legale de platit | Cheltuieli efective |
|--------------|----------------------|--------------------|-----------------------|-------------------|-------------------|--------------------------------------------------------------|--------------------------|--------------------------------------------------------------|--------------------------|-------------------------|-----------------------|--------------------|------------------------------------|------------------------|
| | | | | | | | | anuale aprobate la finele perioadei de raportare | trimestriale cumulate | | | | | |
| A | | | | | | B | 1 | 2 | 3 | 4 | 5 | 6 | 7=5-6 | 8 |
| | | | 20 | 01 | 01 | Furnituri de birou | | 856.114 | 456.998 | 58.106 | 58.106 | 58.106 | | 69.523 |
| | | | 20 | 01 | 02 | Materiale pentru curatenie | | 465.519 | 241.662 | 28.513 | 28.513 | 28.513 | | 22.985 |
| | | | 20 | 01 | 03 | Incalzit, iluminat si forta motrica | | 658.917 | 373.012 | 67.995 | 67.995 | 67.995 | | 67.995 |
| | | | 20 | 01 | 04 | Apa, canal si salubritate | | 269.560 | 143.200 | 15.864 | 15.864 | 15.864 | | 15.864 |
| | | | 20 | 01 | 05 | Carburanti si lubrifianti | | 112.100 | 58.450 | 17.137 | 17.137 | 17.137 | | 12.736 |
| | | | 20 | 01 | 06 | Piese de schimb | | 94.100 | 50.700 | 1.043 | 1.043 | 1.043 | | 1.043 |
| | | | 20 | 01 | 07 | Transport | | 81.200 | 44.100 | 1.671 | 1.671 | 1.671 | | 1.670 |
| | | | 20 | 01 | 08 | Posta, telecomunicatii, radio, tv, internet | | 305.550 | 155.750 | 64.089 | 64.089 | 64.089 | | 66.242 |
| | | | 20 | 01 | 09 | Materiale si prestari de servicii cu caracter functional | | 863.214 | 478.523 | 135.631 | 135.631 | 135.631 | | 139.978 |
| | | | 20 | 01 | 30 | Alte bunuri si servicii pentru intretinere si functionare | | 3.783.732 | 2.060.455 | 568.641 | 568.641 | 540.109 | 28.532 | 593.269 |
| | | | 20 | 02 | | Reparatii curente | | 553.987 | 97.492 | 18.461 | 18.461 | 18.461 | | 18.461 |
| | | | 20 | 03 | | Hrana | | 15.664.176 | 8.511.450 | 4.892.314 | 4.892.314 | 4.892.314 | | 4.843.336 |
| | | | 20 | 03 | 01 | Hrana pentru oameni | | 15.652.176 | 8.505.450 | 4.892.314 | 4.892.314 | 4.892.314 | | 4.843.336 |
| | | | 20 | 03 | 02 | Hrana pentru animale | | 12.000 | 6.000 | | | | | |
| | | | 20 | 04 | | Medicamente si materiale sanitare | | 64.700 | 52.300 | 582 | 582 | 582 | | 1.267 |
| | | | 20 | 04 | 01 | Medicamente | | 17.100 | 12.950 | 582 | 582 | 582 | | 1.267 |
| | | | 20 | 04 | 02 | Materiale sanitare | | 11.300 | 8.950 | | | | | |
| | | | 20 | 04 | 03 | Reactivi | | 400 | 200 | | | | | |
| | | | 20 | 04 | 04 | Dezinfectanti | | 35.900 | 30.200 | | | | | |
| | | | 20 | 05 | | Bunuri de natura obiectelor de inventar | | 1.164.621 | 640.434 | 74.462 | 74.462 | 74.462 | | 15.805 |
| | | | 20 | 05 | 01 | Uniforme si echipament | | 79.500 | 50.500 | | | | | |
| | | | 20 | 05 | 03 | Lenjerie si accesorii de pat | | 91.700 | 37.900 | | | | | |
| | | | 20 | 05 | 30 | Alte obiecte de inventar | | 993.421 | 552.034 | 74.462 | 74.462 | 74.462 | | 15.805 |
| | | | 20 | 06 | | Deplasari, detasari, transferari | | 272.058 | 168.958 | 13.934 | 13.934 | 13.934 | | 28.285 |
| | | | 20 | 06 | 01 | Deplasari interne, detasari, transferari | | 178.458 | 100.058 | 10.962 | 10.962 | 10.962 | | 10.669 |

| Capi- tol | Sub- capi- tol | Pa- ra- graf | Gru- pa / Titlu | Ar- ti- col | Ali- ne- at | Denumire indicator | Credite de angajament | Credite bugetare | | Angajamente bugetare | Angajamente legale | Plati efectuate | Angajamente legale de platit | Cheltuieli efective |
|--------------|----------------------|--------------------|-----------------------|-------------------|-------------------|-----------------------------------------------|--------------------------|---------------------------------------------------------------|--------------------------|-------------------------|-----------------------|--------------------|------------------------------------|------------------------|
| | | | | | | | | anuale aprobrate la finele perioadei de raportare | trimestriale cumulate | | | | | |
| A | | | | | | B | 1 | 2 | 3 | 4 | 5 | 6 | 7=5-6 | 8 |
| | | | 20 | 06 | 02 | Deplasari in strainatate | | 93.600 | 68.900 | 2.972 | 2.972 | 2.972 | | 17.616 |
| | | | 20 | 09 | | Materialc de laborator | | 31.000 | 22.500 | | | | | |
| | | | 20 | 11 | | Carti, publicatii si materiale documentare | | 95.600 | 57.100 | 2.302 | 2.302 | 2.302 | | 2.302 |
| | | | 20 | 12 | | Consultanta si expertiza | | 38.200 | 26.100 | 9.000 | 9.000 | 9.000 | | 9.000 |
| | | | 20 | 13 | | Pregatire profesionala | | 316.276 | 169.200 | 2.699 | 2.699 | 2.699 | | 2.699 |
| | | | 20 | 14 | | Protectia muncii | | 100.896 | 54.496 | 1.981 | 1.981 | 1.981 | | 1.981 |
| | | | 20 | 30 | | Alte cheltuieli | | 97.900 | 57.250 | 7.470 | 7.470 | 7.470 | | 15.173 |
| | | | 20 | 30 | 01 | Reclama si publicitate | | 7.000 | 6.000 | | | | | |
| | | | 20 | 30 | 03 | Prime de asigurare non-viata | | 4.500 | 4.500 | 1.240 | 1.240 | 1.240 | | 1.240 |
| | | | 20 | 30 | 04 | Chirii | | 8.000 | 4.000 | | | | | |
| | | | 20 | 30 | 30 | Alte cheltuieli cu bunuri si servicii | | 78.400 | 42.750 | 6.230 | 6.230 | 6.230 | | 13.933 |
| | | | 57 | | | TITLUL VIII ASISTENTA SOCIALA | | 355.000 | 190.000 | 25.496 | 25.496 | 25.496 | | 36.211 |
| | | | 57 | 02 | | Ajutoare sociale | | 355.000 | 190.000 | 25.496 | 25.496 | 25.496 | | 36.211 |
| | | | 57 | 02 | 02 | Ajutoare sociale in natura | | 355.000 | 190.000 | 25.496 | 25.496 | 25.496 | | 36.211 |
| | | | 59 | | | TITLUL XI ALTE CHELTUIELI | | 172.220 | 104.000 | 52.000 | 52.000 | 52.000 | | 52.000 |
| | | | 59 | 01 | | Burse | | 172.220 | 104.000 | 52.000 | 52.000 | 52.000 | | 52.000 |
| 6610 | | | | | | SANATATE | | 349.470.130 | 195.897.900 | 187.676.783 | 187.676.783 | 162.183.240 | 25.493.543 | 169.241.375 |
| | | | 01 | | | CHELTUIELI CURENTE | | 349.470.130 | 195.897.900 | 187.676.796 | 187.676.796 | 162.183.253 | 25.493.543 | 169.241.375 |
| | | | 10 | | | TITLUL I CHELTUIELI DE PERSONAL | | 201.194.520 | 119.586.160 | 118.870.851 | 118.870.851 | 111.455.663 | 7.415.188 | 112.281.871 |
| | | | 10 | 01 | | Cheltuieli salariale in bani | | 156.695.400 | 95.068.200 | 94.555.041 | 94.555.041 | 87.834.356 | 6.720.685 | 87.931.248 |
| | | | 10 | 01 | 01 | Salarii de baza | | 110.257.000 | 70.527.000 | 70.274.924 | 70.274.924 | 67.756.362 | 2.518.562 | 56.864.551 |
| | | | 10 | 01 | 05 | Sporuri pentru conditii de munca | | 26.037.400 | 13.504.200 | 13.329.163 | 13.329.163 | 13.112.598 | 216.565 | 18.313.251 |
| | | | 10 | 01 | 06 | Alte sporuri | | 4.567.000 | 2.981.000 | 2.956.225 | 2.956.225 | 2.812.551 | 143.674 | 3.282.716 |
| | | | 10 | 01 | 10 | Fond pentru posturi ocupate prin cumul | | 1.200.000 | 700.000 | 685.840 | 685.840 | 685.840 | | 715.948 |
| | | | 10 | 01 | 11 | Fond aferent platii cu ora | | 14.031.000 | 7.053.000 | 7.046.406 | 7.046.406 | 3.262.172 | 3.784.234 | 8.429.401 |
| | | | 10 | 01 | 13 | Indemnizatii de delegare | | 4.000 | 2.000 | 2.000 | 2.000 | 51 | 1.949 | 51 |
| | | | 10 | 01 | 30 | Alte drepturi salariale in bani | | 599.000 | 301.000 | 260.483 | 260.483 | 204.782 | 55.701 | 325.330 |

| Capi- tol | Sub- capi- tol | Pa- ra- graf | Gru- pa / Titlu | Ar- ti- col | Ali- ne- at | Denumire indicator | Credite de angajament | Credite bugetare | | Angajamente bugetare | Angajamente legale | Plati efectuate | Angajamente legale de platit | Cheltuieli efective |
|--------------|----------------------|--------------------|-----------------------|-------------------|-------------------|----------------------------------------------------------------------------|--------------------------|---------------------------------------------------------------|--------------------------|-------------------------|-----------------------|--------------------|------------------------------------|------------------------|
| | | | | | | | | anuale aprobrate la finele perioadci de raportare | trimestriale cumulate | | | | | |
| A | | | | | | B | 1 | 2 | 3 | 4 | 5 | 6 | 7=5-6 | 8 |
| | | | 10 02 | | | Cheltuieli salariale in natura | | 9.368.000 | 4.664.000 | 4.615.906 | 4.615.906 | 4.326.773 | 289.133 | 4.327.172 |
| | | | 10 02 01 | | | Tichete de masa | | 9.368.000 | 4.664.000 | 4.615.906 | 4.615.906 | 4.326.773 | 289.133 | 4.327.172 |
| | | | 10 03 | | | Contributii | | 35.131.120 | 19.853.960 | 19.699.904 | 19.699.904 | 19.294.534 | 405.370 | 20.023.451 |
| | | | 10 03 01 | | | Contributii de asigurari sociale de stat | | 25.178.000 | 13.954.000 | 13.884.007 | 13.884.007 | 13.840.208 | 43.799 | 14.491.503 |
| | | | 10 03 02 | | | Contributii de asigurari de somaj | | 735.800 | 448.800 | 429.661 | 429.661 | 407.679 | 21.982 | 427.014 |
| | | | 10 03 03 | | | Contributii de asigurari sociale de sanatate | | 7.794.400 | 4.589.700 | 4.572.973 | 4.572.973 | 4.279.763 | 293.210 | 4.483.353 |
| | | | 10 03 04 | | | Contributii de asigurari pentru accidente de munca si boli profesionale | | 428.920 | 264.460 | 253.119 | 253.119 | 230.768 | 22.351 | 241.707 |
| | | | 10 03 06 | | | Contributii pentru concedii si indemnizatii | | 994.000 | 597.000 | 560.144 | 560.144 | 536.116 | 24.028 | 379.874 |
| | | | 20 | | | TITLUL II BUNURI SI SERVICII | | 146.523.610 | 75.443.740 | 67.949.813 | 67.949.813 | 49.973.900 | 17.975.913 | 56.157.189 |
| | | | 20 01 | | | Bunuri si servicii | | 36.142.986 | 19.535.220 | 16.964.545 | 16.964.545 | 14.104.133 | 2.860.432 | 14.852.679 |
| | | | 20 01 01 | | | Furnituri de birou | | 487.870 | 259.679 | 253.713 | 253.713 | 160.138 | 93.575 | 154.097 |
| | | | 20 01 02 | | | Materiale pentru curatenie | | 1.535.754 | 877.880 | 858.642 | 858.642 | 629.308 | 229.334 | 630.130 |
| | | | 20 01 03 | | | Incalzit, iluminat si forta motrica | | 6.444.630 | 4.210.246 | 3.659.195 | 3.659.195 | 3.342.907 | 316.288 | 3.418.348 |
| | | | 20 01 04 | | | Apa, canal si salubritate | | 1.799.315 | 949.655 | 834.171 | 834.171 | 710.517 | 123.654 | 813.065 |
| | | | 20 01 05 | | | Carburanti si lubrifianti | | 233.080 | 126.040 | 80.992 | 80.992 | 80.031 | 961 | 85.576 |
| | | | 20 01 06 | | | Piese de schimb | | 3.485.960 | 1.846.480 | 1.397.196 | 1.397.196 | 901.350 | 495.846 | 1.351.958 |
| | | | 20 01 07 | | | Transport | | 707.280 | 513.640 | 388.061 | 388.061 | 148.284 | 239.777 | 210.620 |
| | | | 20 01 08 | | | Posta, telecomunicatii, radio, tv, internet | | 501.482 | 248.740 | 243.412 | 243.412 | 216.716 | 26.696 | 208.078 |
| | | | 20 01 09 | | | Materiale si prestari de servicii cu caracter functional | | 6.480.715 | 3.505.860 | 2.653.884 | 2.653.884 | 2.250.766 | 403.118 | 1.987.062 |
| | | | 20 01 30 | | | Alte bunuri si servicii pentru intretinere si functionare | | 14.466.900 | 6.997.000 | 6.595.279 | 6.595.279 | 5.664.096 | 931.183 | 5.993.745 |
| | | | 20 02 | | | Reparatii curente | | 1.406.240 | 603.120 | 321.619 | 321.619 | 300.345 | 21.274 | 269.631 |

| Capi- toi | Sub- capi- tol | Pa- ra- graf | Gru- pa / Titlu | Ar- fi- col | Ali- ne- at | Denumire indicator | Credite de angajament | Credite bugetare | | Angajamente bugetare | Angajamente legale | Plati efectuate | Angajamente legale de platit | Cheltuieli efective |
|--------------|----------------------|--------------------|-----------------------|-------------------|-------------------|-------------------------------------------------------------------------------------------------------------------------------------------|--------------------------|--------------------------------------------------------------|--------------------------|-------------------------|-----------------------|--------------------|------------------------------------|------------------------|
| | | | | | | | | anuale aprobate la finele perioadei de raportare | trimestriale cumulate | | | | | |
| A | | | | | | B | 1 | 2 | 3 | 4 | 5 | 6 | 7=5-6 | 8 |
| | | | 20 | 03 | | Hrana | | 3.645.760 | 1.792.880 | 1.751.955 | 1.751.955 | 1.604.132 | 147.823 | 1.669.508 |
| | | | 20 | 03 | 01 | Hrana pentru oameni | | 3.645.760 | 1.792.880 | 1.751.955 | 1.751.955 | 1.604.132 | 147.823 | 1.669.508 |
| | | | 20 | 04 | | Medicamente si materiale sanitare | | 98.055.350 | 50.794.380 | 46.480.655 | 46.480.655 | 32.216.947 | 14.263.708 | 37.682.875 |
| | | | 20 | 04 | 01 | Medicamente | | 72.619.630 | 37.806.020 | 33.624.921 | 33.624.921 | 21.995.004 | 11.629.917 | 25.366.277 |
| | | | 20 | 04 | 02 | Materiale sanitare | | 11.437.080 | 5.553.540 | 5.487.749 | 5.487.749 | 4.673.199 | 814.550 | 6.441.140 |
| | | | 20 | 04 | 03 | Reactivi | | 12.035.800 | 6.528.400 | 6.474.078 | 6.474.078 | 4.873.835 | 1.600.243 | 5.390.620 |
| | | | 20 | 04 | 04 | Dezinfectanti | | 1.962.840 | 906.420 | 893.907 | 893.907 | 674.909 | 218.998 | 484.838 |
| | | | 20 | 05 | | Bunuri de natura obiectelor de inventar | | 3.367.635 | 1.098.820 | 1.025.940 | 1.025.940 | 681.547 | 344.393 | 695.776 |
| | | | 20 | 05 | 01 | Uniforme si echipament | | 253.915 | 96.960 | 24.440 | 24.440 | 18.870 | 5.570 | 150.617 |
| | | | 20 | 05 | 03 | Lenjerie si accesorii de pat | | 355.120 | 77.560 | 77.500 | 77.500 | 22.457 | 55.043 | 74.853 |
| | | | 20 | 05 | 30 | Alte obiecte de inventar | | 2.758.600 | 924.300 | 924.000 | 924.000 | 640.220 | 283.780 | 470.306 |
| | | | 20 | 06 | | Deplasari, detasari, transferari | | 231.365 | 77.180 | 65.399 | 65.399 | 53.069 | 12.330 | 81.866 |
| | | | 20 | 06 | 01 | Deplasari interne, detasari, transferari | | 220.084 | 71.540 | 63.241 | 63.241 | 50.911 | 12.330 | 80.117 |
| | | | 20 | 06 | 02 | Deplasari in strainatate | | 11.281 | 5.640 | 2.158 | 2.158 | 2.158 | | 1.749 |
| | | | 20 | 09 | | Materiale de laborator | | 1.571.395 | 458.200 | 435.609 | 435.609 | 200.853 | 234.756 | 223.302 |
| | | | 20 | 11 | | Carti, publicatii si materiale documentare | | 10.000 | 6.000 | 1.561 | 1.561 | 1.561 | | 1.561 |
| | | | 20 | 12 | | Consultanta si expertiza | | 60.000 | 30.000 | 17.900 | 17.900 | 17.900 | | 17.900 |
| | | | 20 | 13 | | Pregatire profesionala | | 140.719 | 71.860 | 61.624 | 61.624 | 59.212 | 2.412 | 69.363 |
| | | | 20 | 14 | | Protectia muncii | | 100.000 | 65.000 | 65.000 | 65.000 | 29.017 | 35.983 | 28.361 |
| | | | 20 | 25 | | Cheltuieli judiciare si extrajudiciare derivate din actiuni in reprezentarea intereselor statului, potrivit dispozitiilor legale | | 12.000 | 6.000 | 20 | 20 | 20 | | 20 |
| | | | 20 | 30 | | Alte cheltuieli | | 1.780.160 | 905.080 | 757.986 | 757.986 | 705.184 | 52.802 | 564.347 |
| | | | 20 | 30 | 04 | Chirii | | 1.023.920 | 511.960 | 492.506 | 492.506 | 454.199 | 38.307 | 395.145 |
| | | | 20 | 30 | 30 | Alte cheltuieli cu bunuri si servicii | | 756.240 | 393.120 | 265.480 | 265.480 | 250.985 | 14.495 | 169.202 |
| | | | 59 | | | TITLUL XI ALTE CHELTUIELI | | 1.752.000 | 868.000 | 856.132 | 856.132 | 753.690 | 102.442 | 802.315 |

| Capi- tol | Sub- capi- tol | Pa- ra- graf | Gru- pa / Titlu | Ar- ti- col | Ali- ne- at | Denumire indicator | Credite de angajament | Credite bugetare | | Angajamente bugetare | Angajamente legale | Plati efectuate | Angajamente legale de platit | Cheltuieli efective |
|--------------|----------------------|--------------------|-----------------------|-------------------|-------------------|----------------------------------------------------------------------------------|--------------------------|---------------------------------------------------------------|--------------------------|-------------------------|-----------------------|--------------------|------------------------------------|------------------------|
| | | | | | | | | anuale aprobrate la finele perioadei de raportare | trimestriale cumulate | | | | | |
| A | | | | | | B | 1 | 2 | 3 | 4 | 5 | 6 | 7=5-6 | 8 |
| | | | 59 | 01 | | Burse | | 1.752.000 | 868.000 | 856.132 | 856.132 | 753.690 | 102.442 | 802.315 |
| | | | 84 | | | PLATI EFECTUATE IN ANII PRECEDENTI SI RECUPERATE IN ANUL CURENT | | | | -13 | -13 | -13 | | |
| | | | 85 | | | Titlul XIX PLATI EFECTUATE IN ANII PRECEDENTI SI RECUPERATE IN ANUL CURENT | | | | -13 | -13 | -13 | | |
| | | | 85 | 01 | | Plati efectuate in anii precedenti si recuperate in anul curent | | | | -13 | -13 | -13 | | |
| | | | 85 | 01 | 01 | Plati efectuate in anii precedenti si recuperate in anul curent (SF) | | | | -13 | -13 | -13 | | |
| 6710 | | | | | | CULTURA, RECREERE SI RELIGIE | | 2.424.000 | 1.617.000 | 488.088 | 488.088 | 481.249 | 6.839 | 484.153 |
| | | | 01 | | | CHELTUIELI CURENTE | | 2.424.000 | 1.617.000 | 488.088 | 488.088 | 481.249 | 6.839 | 484.153 |
| | | | 10 | | | TITLUL I CHELTUIELI DE PERSONAL | | 370.000 | 220.000 | 71.268 | 71.268 | 71.268 | | 82.258 |
| | | | 10 | 01 | | Cheltuieli salariale in bani | | 370.000 | 220.000 | 71.268 | 71.268 | 71.268 | | 82.258 |
| | | | 10 | 01 | 12 | Indemnizatii platite unor persoane din afara unitatii | | 250.000 | 150.000 | 18.520 | 18.520 | 18.520 | | 29.510 |
| | | | 10 | 01 | 13 | Indemnizatii de delegare | | 120.000 | 70.000 | 52.748 | 52.748 | 52.748 | | 52.748 |
| | | | 20 | | | TITLUL II BUNURI SI SERVICII | | 2.054.000 | 1.397.000 | 416.820 | 416.820 | 409.981 | 6.839 | 401.895 |
| | | | 20 | 01 | | Bunuri si servicii | | 647.000 | 389.000 | 95.850 | 95.850 | 89.011 | 6.839 | 106.165 |
| | | | 20 | 01 | 01 | Furnituri de birou | | 22.000 | 15.000 | 1.113 | 1.113 | 1.113 | | 414 |
| | | | 20 | 01 | 02 | Materiale pentru curatenie | | 15.000 | 11.000 | 1.294 | 1.294 | 881 | 413 | 1.051 |
| | | | 20 | 01 | 03 | Incalzit, iluminat si forta motrica | | 22.000 | 16.000 | 6.410 | 6.410 | 6.410 | | 535 |
| | | | 20 | 01 | 04 | Apa, canal si salubritate | | 4.000 | 3.000 | | | | | |
| | | | 20 | 01 | 05 | Carburanti si lubrifianti | | 41.000 | 23.000 | 401 | 401 | 401 | | |
| | | | 20 | 01 | 06 | Piese de schimb | | 17.000 | 10.000 | 2.136 | 2.136 | 2.136 | | |
| | | | 20 | 01 | 07 | Transport | | 94.000 | 49.000 | 7.946 | 7.946 | 7.946 | | 4.946 |
| | | | 20 | 01 | 08 | Posta, telecomunicatii, radio, tv, internet | | 27.000 | 12.800 | 3.663 | 3.663 | 3.663 | | 3.111 |

| Capi- tol | Sub- capi- tol | Pa- ra- graf | Gru- pa / Titlu | Ar- ti- col | Ali- ne- at | Denumire indicator | Credite de angajament | Credite bugetare | | Angajamente bugetare | Angajamente legale | Plati efectuate | Angajamente legale de platit | Cheltuieli efective |
|--------------|----------------------|--------------------|-----------------------|-------------------|-------------------|------------------------------------------|--------------------------|-------------------------------------------------------------|--------------------------|-------------------------|-----------------------|--------------------|------------------------------------|------------------------|
| | | | | | | | | anuale aprobat la finele perioadei de raportare | trimestriale cumulate | | | | | |
| A | | | | | | B | 1 | 2 | 3 | 4 | 5 | 6 | 7=5-6 | 8 |
| | | | | | | intretinere si functionare | | | | | | | | 778 |
| | | | 20 | 03 | | Hrana | | 590.000 | 360.000 | 201.591 | 201.591 | 164.278 | 37.313 | 198.805 |
| | | | 20 | 03 | 01 | Hrana pentru oameni | | 590.000 | 360.000 | 201.591 | 201.591 | 164.278 | 37.313 | 198.805 |
| | | | 20 | 04 | | Medicamente si materiale sanitare | | | | | | | | 129 |
| | | | 20 | 04 | 01 | Medicamente | | | | | | | | 47 |
| | | | 20 | 04 | 02 | Materiale sanitare | | | | | | | | 82 |
| 7010 | | | | | | LOCUINTE, SERVICII SI DEZVOLTARE PUBLICA | | 10.000 | 3.500 | | | | | |
| | | | 01 | | | CHELTUIELI CURENTE | | 10.000 | 3.500 | | | | | |
| | | | 10 | | | TITLUL I CHELTUIELI DE PERSONAL | | 10.000 | 3.500 | | | | | |
| | | | 10 | 01 | | Cheltuieli salariale in bani | | 10.000 | 3.500 | | | | | |
| | | | 10 | 01 | 01 | Salarii de baza | | 10.000 | 3.500 | | | | | |
| 9910 | 96 | | | | | excedent/deficit sect funct | | -852.850 | -852.850 | | | 16.965.224 | | |

PRIMAR
NICOLAE ROBU
MUNICIPAL
COMUNA
MIZOAR
CANTONUL
DEJUL

DIRECTOR ECONOMIC,
STELIANA STANCIU
Cu-

ŞEF SERV. BUGET,
RAMONA RADU.


**CONTUL DE EXECUTIE AL INSTITUTIILOR PUBLICE FINANTATE
DIN VENITURI PROPRII SI SUBVENTII DIN BUGETUL LOCAL - CHELTUIELI
30 06 2017**

Pag. 1 - lei-

| Capi- tol | Sub- capi- tol | Pa- ra- graf | Gru- pa / Titlu | Ar- ti- col | Ali- ne- at | Denumire indicator | Credite de angajament | Credite bugetare | | Angajamente bugetare | Angajamente legale | Plati efectuate | Angajamente legale de platit | Cheltuieli efective |
|--------------|----------------------|--------------------|-----------------------|-------------------|-------------------|----------------------------------------------------------|--------------------------|---------------------------------------------------------------|--------------------------|-------------------------|-----------------------|--------------------|------------------------------------|------------------------|
| | | | | | | | | anuale aprobrate la finele perioadei de raportare | trimestriale cumulate | | | | | |
| A | | | | | | B | 1 | 2 | 3 | 4 | 5 | 6 | 7=5-6 | 8 |
| 5010 | | | | | | TOTAL CHELTUIELI DIN VENITURI PROPRII SI SUBVENTII | | 419.724.740 | 238.668.160 | 208.819.098 | 208.819.098 | 178.225.465 | 30.593.633 | 183.517.039 |
| 5410 | | | | | | ALTE SERVICII PUBLICE GENERALE | | 4.419.850 | 2.868.850 | 2.178.820 | 2.178.820 | 2.178.820 | | 1.950.864 |
| | 10 | | | | | Servicii publice comunitare de evidenta a persoanelor | | 4.419.850 | 2.868.850 | 2.178.820 | 2.178.820 | 2.178.820 | | 1.950.864 |
| 6510 | | | | | | INVATAMANT | | 34.802.630 | 18.733.300 | 8.070.232 | 8.070.232 | 8.041.700 | 28.532 | 8.132.587 |
| | 03 | | | | | Invatamant prescolar si primar | | 16.586.700 | 8.791.920 | 3.914.607 | 3.914.607 | 3.914.607 | | 3.766.461 |
| | | 01 | | | | Invatamant prescolar | | 11.704.380 | 6.148.610 | 3.152.055 | 3.152.055 | 3.152.055 | | 3.039.686 |
| | | 02 | | | | Invatamant primar | | 4.882.320 | 2.643.310 | 762.552 | 762.552 | 762.552 | | 726.775 |
| | 04 | | | | | Invatamant secundar | | 13.594.230 | 7.359.890 | 2.612.688 | 2.612.688 | 2.584.156 | 28.532 | 2.884.662 |
| | | 01 | | | | Invatamant secundar inferior | | 2.647.830 | 1.411.060 | 291.143 | 291.143 | 291.143 | | 222.162 |
| | | 02 | | | | Invatamant secundar superior | | 10.703.540 | 5.797.270 | 2.244.522 | 2.244.522 | 2.215.990 | 28.532 | 2.586.157 |
| | | 03 | | | | Invatamant profesional | | 242.860 | 151.560 | 77.023 | 77.023 | 77.023 | | 76.343 |
| | 05 | | | | | Invatamant postliceal | | 3.051.360 | 1.667.720 | 834.711 | 834.711 | 834.711 | | 853.342 |
| | 11 | | | | | Servicii auxiliare pentru educatie | | 1.570.340 | 913.770 | 708.226 | 708.226 | 708.226 | | 628.122 |
| | | 03 | | | | Internate si cantine pentru elevi | | 1.570.340 | 913.770 | 708.226 | 708.226 | 708.226 | | 628.122 |
| 6610 | | | | | | SANATATE | | 377.278.260 | 214.959.510 | 197.781.703 | 197.781.703 | 167.260.754 | 30.520.949 | 172.702.358 |
| | 06 | | | | | Servicii medicale in unitati sanitare cu paturi | | 377.278.260 | 214.959.510 | 197.781.703 | 197.781.703 | 167.260.754 | 30.520.949 | 172.702.358 |
| | | 01 | | | | Spitale generale | | 377.278.260 | 214.959.510 | 197.781.703 | 197.781.703 | 167.260.754 | 30.520.949 | 172.702.358 |
| 6710 | | | | | | CULTURA, RECREERE SI RELIGIE | | 2.624.000 | 1.743.000 | 586.752 | 586.752 | 579.913 | 6.839 | 530.336 |
| | 03 | | | | | Servicii culturale | | 2.624.000 | 1.743.000 | 586.752 | 586.752 | 579.913 | 6.839 | 530.336 |
| | | 04 | | | | Instituti publice de spectacole si concerte | | 1.774.000 | 1.223.000 | 328.063 | 328.063 | 321.224 | 6.839 | 285.788 |
| | | 06 | | | | Casa de cultura | | 850.000 | 520.000 | 258.689 | 258.689 | 258.689 | | 244.548 |
| 6810 | | | | | | ASIGURARI SI ASISTENTA SOCIALA | | 590.000 | 360.000 | 201.591 | 201.591 | 164.278 | 37.313 | 200.894 |
| | 04 | | | | | Asistenta acordata persoanelor in varsta | | 590.000 | 360.000 | 201.591 | 201.591 | 164.278 | 37.313 | 200.894 |
| 7010 | | | | | | LOCUINTE, SERVICII SI DEZVOLTARE PUBLICA | | 10.000 | 3.500 | | | | | |

| Capi- tol | Sub- capi- tol | Pa- ra- graf | Gru- pa / Titlu | Ar- ti- col | Ali- ne- at | Denumire indicator | Credite de angajament | Credite bugetare | | Angajamente bugetare | Angajamente legale | Plati efectuate | Angajamente legale de platit | Cheltuieli efective |
|--------------|----------------------|--------------------|-----------------------|-------------------|-------------------|--------------------------------------------------------------------------------|--------------------------|---------------------------------------------------------------|--------------------------|-------------------------|-----------------------|--------------------|------------------------------------|------------------------|
| | | | | | | | | anuale aprobrate la finele perioadei de raportare | trimestriale cumulate | | | | | |
| A | | | | | | B | 1 | 2 | 3 | 4 | 5 | 6 | 7=5-6 | 8 |
| 7010 | 50 | | | | | Alte servicii in domeniile locuintelor, serviciilor si dezvoltarii comunale | | 10.000 | 3.500 | | | | | |

PRIMAR
NICOLAE ROBU



DIRECTOR ECONOMIC
STECIANA STANCIU
Cn

SEF SERVICIUL BUGET
RAMONA RADU

**DETALIEREA CHELTUIELILOR
INSTITUTII PUBLICE FINANTATE DIN VENITURI PROPRII
SI SUBVENTII DIN BUGETUL LOCAL
30 06 2017**

Pag. 3 - lei-

| Capi- fol | Sub- capi- fol | Pa- ra- graf | Gru- pa / Titlu | Ar- ti- col | Ali- ne- at | Denumire indicator | Credite de angajament | Credite bugetare | | Angajamente bugetare | Angajamente legale | Plati efectuate | Angajamente legale de platit | Cheltuieli efective |
|--------------|----------------------|--------------------|-----------------------|-------------------|-------------------|----------------------------------------------------------------------------------|--------------------------|---------------------------------------------------------------|--------------------------|-------------------------|-----------------------|--------------------|------------------------------------|------------------------|
| | | | | | | | | anuale aprobrate la finele perioadei de raportare | trimestriale cumulate | | | | | |
| A | | | | | | B | 1 | 2 | 3 | 4 | 5 | 6 | 7=5-6 | 8 |
| 5010 | | | | | | TOTAL CHELTUIELI DIN VENITURI PROPRII SI SUBVENTII | | 419.724.740 | 238.668.160 | 208.819.098 | 208.819.098 | 178.225.465 | 30.593.633 | 183.517.039 |
| | 01 | | | | | CHELTUIELI CURENTE | | 391.479.610 | 219.386.550 | 198.615.527 | 198.615.527 | 173.049.300 | 25.566.227 | 179.894.501 |
| | 10 | | | | | TITLUL I CHELTUIELI DE PERSONAL | | 213.285.510 | 126.624.830 | 122.875.010 | 122.875.010 | 115.459.822 | 7.415.188 | 116.005.105 |
| | 20 | | | | | TITLUL II BUNURI SI SERVICII | | 175.914.880 | 91.599.720 | 74.806.889 | 74.806.889 | 56.758.292 | 18.048.597 | 62.998.870 |
| | 57 | | | | | TITLUL VIII ASISTENTA SOCIALA | | 355.000 | 190.000 | 25.496 | 25.496 | 25.496 | | 36.211 |
| | 59 | | | | | TITLUL XI ALTE CHELTUIELI | | 1.924.220 | 972.000 | 908.132 | 908.132 | 805.690 | 102.442 | 854.315 |
| | 70 | | | | | CHELTUIELI DE CAPITAL | | 28.245.130 | 19.281.610 | 10.203.584 | 10.203.584 | 5.176.178 | 5.027.406 | 3.622.538 |
| | 71 | | | | | TITLUL XIII ACTIVE NEFINANCIARE | | 28.245.130 | 19.281.610 | 10.203.584 | 10.203.584 | 5.176.178 | 5.027.406 | 3.622.538 |
| | 84 | | | | | PLATI EFECTUATE IN ANII PRECEDENTI SI RECUPERATE IN ANUL CURENT | | | | -13 | -13 | -13 | | |
| | 85 | | | | | Titlul XIX PLATI EFECTUATE IN ANII PRECEDENTI SI RECUPERATE IN ANUL CURENT | | | | -13 | -13 | -13 | | |
| 5410 | | | | | | ALTE SERVICII PUBLICE GENERALE | | 4.419.850 | 2.868.850 | 2.178.820 | 2.178.820 | 2.178.820 | | 1.950.864 |
| | 01 | | | | | CHELTUIELI CURENTE | | 4.323.850 | 2.790.850 | 2.178.820 | 2.178.820 | 2.178.820 | | 1.904.716 |
| | 10 | | | | | TITLUL I CHELTUIELI DE PERSONAL | | 3.466.000 | 2.312.000 | 1.922.050 | 1.922.050 | 1.922.050 | | 1.594.562 |
| | 10 | 01 | | | | Cheltuieli salariale in bani | | 2.600.000 | 1.860.000 | 1.565.793 | 1.565.793 | 1.565.793 | | 1.303.135 |
| | 10 | 01 | 01 | | | Salarii de baza | | 2.518.000 | 1.800.000 | 1.542.951 | 1.542.951 | 1.542.951 | | 1.280.930 |
| | 10 | 01 | 06 | | | Alte sporuri | | 1.000 | 1.000 | 268 | 268 | 268 | | 268 |
| | 10 | 01 | 12 | | | Indemnizatii platite unor persoane din afara unitatii | | 1.000 | 1.000 | | | | | |
| | 10 | 01 | 13 | | | Indemnizatii de delegare | | 10.000 | 8.000 | | | | | |
| | 10 | 01 | 30 | | | Alte drepturi salariale in bani | | 70.000 | 50.000 | 22.574 | 22.574 | 22.574 | | 21.937 |
| | 10 | 03 | | | | Contributii | | 866.000 | 452.000 | 356.257 | 356.257 | 356.257 | | 291.427 |
| | 10 | 03 | 01 | | | Contributii de asigurari sociale de stat | | 580.000 | 292.000 | 245.960 | 245.960 | 245.960 | | 204.279 |
| | 10 | 03 | 02 | | | Contributii de asigurari de somaj | | 18.000 | 10.000 | 7.648 | 7.648 | 7.648 | | 6.362 |

| Capi- tol | Sub- capi- tol | Pa- ra- graf | Gru- pa / Titu- l | Ar- ti- col | Ali- ne- at | Denumire indicator | Credite de angajament | Credite bugetare | | Angajamente bugetare | Angajamente legale | Plati efectuate | Angajamente legale de platit | Cheltuieli efective |
|--------------|----------------------|--------------------|----------------------------|-------------------|-------------------|-------------------------------------------------------------------------|--------------------------|---------------------------------------------------------------|--------------------------|-------------------------|-----------------------|--------------------|------------------------------------|------------------------|
| | | | | | | | | anuale aprobrate la finele perioadei de raportare | trimestriale cumulate | | | | | |
| A | | | | | | B | 1 | 2 | 3 | 4 | 5 | 6 | 7=5-6 | 8 |
| | | | 10 03 03 | | | Contributii de asigurari sociale de sanatate | | 192.000 | 96.000 | 81.421 | 81.421 | 81.421 | | 67.763 |
| | | | 10 03 04 | | | Contributii de asigurari pentru accidente de munca si boli profesionale | | 6.000 | 4.000 | 2.343 | 2.343 | 2.343 | | 1.946 |
| | | | 10 03 06 | | | Contributii pentru concedii si indemnizatii | | 70.000 | 50.000 | 18.885 | 18.885 | 18.885 | | 11.077 |
| | | | 20 | | | TITLUL II BUNURI SI SERVICII | | 857.850 | 478.850 | 256.770 | 256.770 | 256.770 | | 310.154 |
| | | | 20 01 | | | Bunuri si servicii | | 429.850 | 239.850 | 151.157 | 151.157 | 151.157 | | 205.035 |
| | | | 20 01 01 | | | Furnituri de birou | | 68.000 | 29.000 | 4.575 | 4.575 | 4.575 | | 9.060 |
| | | | 20 01 02 | | | Materiale pentru curatenie | | 20.000 | 12.000 | | | | | 5.262 |
| | | | 20 01 03 | | | Incalzit, iluminat si forta motrica | | 100.000 | 55.000 | 42.562 | 42.562 | 42.562 | | 42.562 |
| | | | 20 01 04 | | | Apa, canal si salubritate | | 18.000 | 11.000 | 7.325 | 7.325 | 7.325 | | 6.644 |
| | | | 20 01 05 | | | Carburanti si lubrifianti | | 4.000 | 2.000 | 27 | 27 | 27 | | 1.483 |
| | | | 20 01 06 | | | Piese de schimb | | 15.000 | 8.000 | 678 | 678 | 678 | | 2.321 |
| | | | 20 01 08 | | | Posta, telecomunicatii, radio, tv, internet | | 80.000 | 60.000 | 37.082 | 37.082 | 37.082 | | 34.664 |
| | | | 20 01 09 | | | Materiale si prestari de servicii cu caracter functional | | 20.000 | 10.000 | 6.964 | 6.964 | 6.964 | | 7.543 |
| | | | 20 01 30 | | | Alte bunuri si servicii pentru intretinere si functionare | | 104.850 | 52.850 | 51.944 | 51.944 | 51.944 | | 95.496 |
| | | | 20 05 | | | Bunuri de natura obiectelor de inventar | | 89.000 | 20.000 | 104 | 104 | 104 | | |
| | | | 20 05 30 | | | Alte obiecte de inventar | | 89.000 | 20.000 | 104 | 104 | 104 | | |
| | | | 20 06 | | | Deplasari, detasari, transferari | | 40.000 | 20.000 | | | | | |
| | | | 20 06 01 | | | Deplasari interne, detasari, transferari | | 40.000 | 20.000 | | | | | |
| | | | 20 11 | | | Carti, publicatii si materiale documentare | | 2.000 | 2.000 | | | | | |
| | | | 20 13 | | | Pregatire profesionala | | 65.000 | 50.000 | | | | | |
| | | | 20 14 | | | Protectia muncii | | 12.000 | 7.000 | 6.440 | 6.440 | 6.440 | | 6.175 |

| Capi- tol | Sub- capi- tol | Pa- ra- graf | Gru- pa / Titlu | Ar- ti- col | Ali- ne- at | Denumire indicator | Credite de angajament | Credite bugetare | | Angajamente bugetare | Angajamente legale | Plati efectuate | Angajamente legale de platit | Cheltuieli efective |
|--------------|----------------------|--------------------|-----------------------|-------------------|-------------------|-------------------------------------------------------------------------------------------------------------------------------------------|--------------------------|---------------------------------------------------------------|--------------------------|-------------------------|-----------------------|--------------------|------------------------------------|------------------------|
| | | | | | | | | anuale aprobrate la finele perioadei de raportare | trimestriale cumulate | | | | | |
| A | | | | | | B | 1 | 2 | 3 | 4 | 5 | 6 | 7=5-6 | 8 |
| | | | 20 | 25 | | Cheltuieli judiciare si extrajudiciare derivate din actiuni in reprezentarea intereselor statului, potrivit dispozitiilor legale | | 20.000 | 10.000 | 5 | 5 | 5 | | 5 |
| | | | 20 | 30 | | Alte cheltuieli | | 200.000 | 130.000 | 99.064 | 99.064 | 99.064 | | 98.939 |
| | | | 20 | 30 | 30 | Alte cheltuieli cu bunuri si servicii | | 200.000 | 130.000 | 99.064 | 99.064 | 99.064 | | 98.939 |
| | | | 70 | | | CHELTUIELI DE CAPITAL | | 96.000 | 78.000 | | | | | 46.148 |
| | | | 71 | | | TITLUL XIII ACTIVE NEFINANCIARE | | 96.000 | 78.000 | | | | | 46.148 |
| | | | 71 | 01 | | Active fixe | | 96.000 | 78.000 | | | | | 46.148 |
| | | | 71 | 01 | 02 | Masini, echipamente si mijloace de transport | | | | | | | | 9.287 |
| | | | 71 | 01 | 03 | Mobilier, aparatura birotica si alte active corporale | | 44.000 | 44.000 | | | | | 34.443 |
| | | | 71 | 01 | 30 | Alte active fixe (inclusiv reparatii capitale) | | 52.000 | 34.000 | | | | | 2.418 |
| 6510 | | | | | | INVATAMANT | | 34.802.630 | 18.733.300 | 8.070.232 | 8.070.232 | 8.041.700 | 28.532 | 8.132.587 |
| | | | 01 | | | CHELTUIELI CURENTE | | 34.661.630 | 18.717.300 | 8.070.232 | 8.070.232 | 8.041.700 | 28.532 | 8.064.239 |
| | | | 10 | | | TITLUL I CHELTUIELI DE PERSONAL | | 8.244.990 | 4.503.170 | 2.010.841 | 2.010.841 | 2.010.841 | | 2.046.414 |
| | | | 10 | 01 | | Cheltuieli salariale in bani | | 6.503.922 | 3.497.144 | 1.647.411 | 1.647.411 | 1.647.411 | | 1.674.738 |
| | | | 10 | 01 | 01 | Salarii de baza | | 1.324.315 | 672.885 | 366.218 | 366.218 | 366.218 | | 379.978 |
| | | | 10 | 01 | 06 | Alte sporuri | | 6.400 | 3.200 | 1.545 | 1.545 | 1.545 | | 1.503 |
| | | | 10 | 01 | 10 | Fond pentru posturi ocupate prin cumul | | 129.900 | 59.900 | 35.491 | 35.491 | 35.491 | | 30.788 |
| | | | 10 | 01 | 11 | Fond aferent platii cu ora | | 4.359.514 | 2.377.054 | 1.137.303 | 1.137.303 | 1.137.303 | | 1.161.880 |
| | | | 10 | 01 | 13 | Indemnizatii de delegare | | 4.795 | 2.787 | 51 | 51 | 51 | | 51 |
| | | | 10 | 01 | 30 | Alte drepturi salariale in bani | | 678.998 | 381.318 | 106.803 | 106.803 | 106.803 | | 100.538 |
| | | | 10 | 02 | | Cheltuieli salariale in natura | | 137.400 | 137.400 | | | | | |
| | | | 10 | 02 | 06 | Vouchere de vacanta | | 137.400 | 137.400 | | | | | |
| | | | 10 | 03 | | Contributii | | 1.603.668 | 868.626 | 363.430 | 363.430 | 363.430 | | 371.676 |

| Capi- tol | Sub- capi- tol | Pa- ra- graf | Gru- pa / Titlu | Ar- ti- col | Ali- ne- at | Denumire indicator | Credite de angajament | Credite bugetare | | Angajamente bugetare | Angajamente legale | Plati efectuate | Angajamente legale de platit | Cheltuieli efective |
|--------------|----------------------|--------------------|-----------------------|-------------------|-------------------|----------------------------------------------------------------------------|--------------------------|---------------------------------------------------------------|--------------------------|-------------------------|-----------------------|--------------------|------------------------------------|------------------------|
| | | | | | | | | anuale aprobrate la finele perioadei de raportare | trimestriale cumulate | | | | | |
| A | | | | | | B | 1 | 2 | 3 | 4 | 5 | 6 | 7=5-6 | 8 |
| | | | 10 | 03 | 01 | Contributii de asigurari sociale de stat | | 1.071.668 | 576.175 | 255.690 | 255.690 | 255.690 | | 263.072 |
| | | | 10 | 03 | 02 | Contributii de asigurari de somaj | | 38.126 | 20.854 | 7.766 | 7.766 | 7.766 | | 7.927 |
| | | | 10 | 03 | 03 | Contributii de asigurari sociale de sanatate | | 387.031 | 211.857 | 85.414 | 85.414 | 85.414 | | 86.559 |
| | | | 10 | 03 | 04 | Contributii de asigurari pentru accidente de munca si boli profesionale | | 17.943 | 9.578 | 2.501 | 2.501 | 2.501 | | 2.535 |
| | | | 10 | 03 | 06 | Contributii pentru concedii si indemnizatii | | 88.900 | 50.162 | 12.059 | 12.059 | 12.059 | | 11.583 |
| | | | 20 | | | TITLUL II BUNURI SI SERVICII | | 25.889.420 | 13.920.130 | 5.981.895 | 5.981.895 | 5.953.363 | 28.532 | 5.929.614 |
| | | | 20 | 01 | | Bunuri si servicii | | 7.490.006 | 4.062.850 | 958.690 | 958.690 | 930.158 | 28.532 | 991.305 |
| | | | 20 | 01 | 01 | Furnituri de birou | | 856.114 | 456.998 | 58.106 | 58.106 | 58.106 | | 69.523 |
| | | | 20 | 01 | 02 | Materiale pentru curatenie | | 465.519 | 241.662 | 28.513 | 28.513 | 28.513 | | 22.985 |
| | | | 20 | 01 | 03 | Incalzit, iluminat si forta motrica | | 658.917 | 373.012 | 67.995 | 67.995 | 67.995 | | 67.995 |
| | | | 20 | 01 | 04 | Apa, canal si salubritate | | 269.560 | 143.200 | 15.864 | 15.864 | 15.864 | | 15.864 |
| | | | 20 | 01 | 05 | Carburanti si lubrifianti | | 112.100 | 58.450 | 17.137 | 17.137 | 17.137 | | 12.736 |
| | | | 20 | 01 | 06 | Piese de schimb | | 94.100 | 50.700 | 1.043 | 1.043 | 1.043 | | 1.043 |
| | | | 20 | 01 | 07 | Transport | | 81.200 | 44.100 | 1.671 | 1.671 | 1.671 | | 1.670 |
| | | | 20 | 01 | 08 | Posta, telecomunicatii, radio, tv, internet | | 305.550 | 155.750 | 64.089 | 64.089 | 64.089 | | 66.242 |
| | | | 20 | 01 | 09 | Materiale si prestari de servicii cu caracter functional | | 863.214 | 478.523 | 135.631 | 135.631 | 135.631 | | 139.978 |
| | | | 20 | 01 | 30 | Alte bunuri si servicii pentru intretinere si functionare | | 3.783.732 | 2.060.455 | 568.641 | 568.641 | 540.109 | 28.532 | 593.269 |
| | | | 20 | 02 | | Reparatii curente | | 553.987 | 97.492 | 18.461 | 18.461 | 18.461 | | 18.461 |
| | | | 20 | 03 | | Hrana | | 15.664.176 | 8.511.450 | 4.892.314 | 4.892.314 | 4.892.314 | | 4.843.336 |
| | | | 20 | 03 | 01 | Hrana pentru oameni | | 15.652.176 | 8.505.450 | 4.892.314 | 4.892.314 | 4.892.314 | | 4.843.336 |
| | | | 20 | 03 | 02 | Hrana pentru animale | | 12.000 | 6.000 | | | | | |


| Capi- tol | Sub- capi- tol | Pa- ra- graf | Gru- pa / Titlu | Ar- ti- col | Ali- ne- at | Denumire indicator | Credite de angajament | Credite bugetare | | Angajamente bugetare | Angajamente legale | Plati efectuate | Angajamente legale de platit | Cheltuieli efective |
|--------------|----------------------|--------------------|-----------------------|-------------------|-------------------|-----------------------------------------------|--------------------------|---------------------------------------------------------------|--------------------------|-------------------------|-----------------------|--------------------|------------------------------------|------------------------|
| | | | | | | | | anuale aprobrate la finele perioadei de raportare | trimestriale cumulate | | | | | |
| A | | | | | | B | 1 | 2 | 3 | 4 | 5 | 6 | 7=5-6 | 8 |
| | | | 20 | 04 | | Medicamente si materiale sanitare | | 64.700 | 52.300 | 582 | 582 | 582 | | 1.267 |
| | | | 20 | 04 | 01 | Medicamente | | 17.100 | 12.950 | 582 | 582 | 582 | | 1.267 |
| | | | 20 | 04 | 02 | Materiale sanitare | | 11.300 | 8.950 | | | | | |
| | | | 20 | 04 | 03 | Reactivi | | 400 | 200 | | | | | |
| | | | 20 | 04 | 04 | Dezinfectanti | | 35.900 | 30.200 | | | | | |
| | | | 20 | 05 | | Bunuri de natura obiectelor de inventar | | 1.164.621 | 640.434 | 74.462 | 74.462 | 74.462 | | 15.805 |
| | | | 20 | 05 | 01 | Uniforme si echipament | | 79.500 | 50.500 | | | | | |
| | | | 20 | 05 | 03 | Lenjerie si accesorii de pat | | 91.700 | 37.900 | | | | | |
| | | | 20 | 05 | 30 | Alte obiecte de inventar | | 993.421 | 552.034 | 74.462 | 74.462 | 74.462 | | 15.805 |
| | | | 20 | 06 | | Deplasari, detasari, transferari | | 272.058 | 168.958 | 13.934 | 13.934 | 13.934 | | 28.285 |
| | | | 20 | 06 | 01 | Deplasari interne, detasari, transferari | | 178.458 | 100.058 | 10.962 | 10.962 | 10.962 | | 10.669 |
| | | | 20 | 06 | 02 | Deplasari in strainatate | | 93.600 | 68.900 | 2.972 | 2.972 | 2.972 | | 17.616 |
| | | | 20 | 09 | | Materiale de laborator | | 31.900 | 22.500 | | | | | |
| | | | 20 | 11 | | Carti, publicatii si materiale documentare | | 95.600 | 57.100 | 2.302 | 2.302 | 2.302 | | 2.302 |
| | | | 20 | 12 | | Consultanta si expertiza | | 38.200 | 26.100 | 9.000 | 9.000 | 9.000 | | 9.000 |
| | | | 20 | 13 | | Pregatire profesionala | | 316.276 | 169.200 | 2.699 | 2.699 | 2.699 | | 2.699 |
| | | | 20 | 14 | | Protectia muncii | | 100.896 | 54.496 | 1.981 | 1.981 | 1.981 | | 1.981 |
| | | | 20 | 30 | | Alte cheltuieli | | 97.900 | 57.250 | 7.470 | 7.470 | 7.470 | | 15.173 |
| | | | 20 | 30 | 01 | Reclama si publicitate | | 7.000 | 6.000 | | | | | |
| | | | 20 | 30 | 03 | Prime de asigurate non-viata | | 4.500 | 4.500 | 1.240 | 1.240 | 1.240 | | 1.240 |
| | | | 20 | 30 | 04 | Chirii | | 8.000 | 4.000 | | | | | |
| | | | 20 | 30 | 30 | Alte cheltuieli cu bunuri si servicii | | 78.400 | 42.750 | 6.230 | 6.230 | 6.230 | | 13.933 |
| | | | 57 | | | TITLUL VIII ASISTENTA SOCIALA | | 355.000 | 190.000 | 25.496 | 25.496 | 25.496 | | 36.211 |
| | | | 57 | 02 | | Ajutoare sociale | | 355.000 | 190.000 | 25.496 | 25.496 | 25.496 | | 36.211 |
| | | | 57 | 02 | 02 | Ajutoare sociale in natura | | 355.000 | 190.000 | 25.496 | 25.496 | 25.496 | | 36.211 |
| | | | 59 | | | TITLUL XI ALTE CHELTUIELI | | 172.220 | 104.000 | 52.000 | 52.000 | 52.000 | | 52.000 |
| | | | 59 | 01 | | Burse | | 172.220 | 104.000 | 52.000 | 52.000 | 52.000 | | 52.000 |

| Capi- tol | Sub- capi- tol | Pa- ra- graf | Gru- pa / Titlu | Ar- ti- col | Ali- ne- at | Denumire indicator | Credite de angajament | Credite bugetare | | Angajamente bugetare | Angajamente legale | Plati efectuate | Angajamente legale de platit | Cheltuieli efective |
|--------------|----------------------|--------------------|-----------------------|-------------------|-------------------|----------------------------------------------------------|--------------------------|--------------------------------------------------------------|--------------------------|-------------------------|-----------------------|--------------------|------------------------------------|------------------------|
| | | | | | | | | anuale aprobate la finele perioadei de raportare | trimestriale cumulate | | | | | |
| A | | | | | | B | 1 | 2 | 3 | 4 | 5 | 6 | 7=5-6 | 8 |
| | | | 70 | | | CHELTUIELI DE CAPITAL | | 141.000 | 16.000 | | | | | 68.348 |
| | | | 71 | | | TITLUL XIII ACTIVE NEFINANCIARE | | 141.000 | 16.000 | | | | | 68.348 |
| | | | 71 | 01 | | Active fixe | | 141.000 | 16.000 | | | | | 68.348 |
| | | | 71 | 01 | 02 | Masini, echipamente si mijloace de transport | | 135.000 | 10.000 | | | | | 25.363 |
| | | | 71 | 01 | 03 | Mobilier, aparatura birotica si alte active corporale | | 6.000 | 6.000 | | | | | 37.699 |
| | | | 71 | 01 | 30 | Alte active fixe (inclusiv reparatii capitale) | | | | | | | | 5.286 |
| 6610 | | | | | | SANATATE | | 377.278.260 | 214.959.510 | 197.781.703 | 197.781.703 | 167.260.754 | 30.520.949 | 172.702.358 |
| | | | 01 | | | CHELTUIELI CURENTE | | 349.470.130 | 195.897.900 | 187.676.796 | 187.676.796 | 162.183.253 | 25.493.543 | 169.241.375 |
| | | | 10 | | | TITLUL I CHELTUIELI DE PERSONAL | | 201.194.520 | 119.586.160 | 118.870.851 | 118.870.851 | 111.455.663 | 7.415.188 | 112.281.871 |
| | | | 10 | 01 | | Cheltuieli salariale in bani | | 156.695.400 | 95.068.200 | 94.555.041 | 94.555.041 | 87.834.356 | 6.720.685 | 87.931.248 |
| | | | 10 | 01 | 01 | Salarii de baza | | 110.257.000 | 70.527.000 | 70.274.924 | 70.274.924 | 67.756.362 | 2.518.562 | 56.864.551 |
| | | | 10 | 01 | 05 | Sporuri pentru conditii de munca | | 26.037.400 | 13.504.200 | 13.329.163 | 13.329.163 | 13.112.598 | 216.565 | 18.313.251 |
| | | | 10 | 01 | 06 | Alte sporuri | | 4.567.000 | 2.981.000 | 2.956.225 | 2.956.225 | 2.812.551 | 143.674 | 3.282.716 |
| | | | 10 | 01 | 10 | Fond pentru posturi ocupate prin cumul | | 1.200.000 | 700.000 | 685.840 | 685.840 | 685.840 | | 715.948 |
| | | | 10 | 01 | 11 | Fond aferent platii cu ora | | 14.031.000 | 7.053.000 | 7.046.406 | 7.046.406 | 3.262.172 | 3.784.234 | 8.429.401 |
| | | | 10 | 01 | 13 | Indemnizatii de delegare | | 4.000 | 2.000 | 2.000 | 2.000 | 51 | 1.949 | 51 |
| | | | 10 | 01 | 30 | Alte drepturi salariale in bani | | 599.000 | 301.000 | 260.483 | 260.483 | 204.782 | 55.701 | 325.330 |
| | | | 10 | 02 | | Cheltuieli salariale in natura | | 9.368.000 | 4.664.000 | 4.615.906 | 4.615.906 | 4.326.773 | 289.133 | 4.327.172 |
| | | | 10 | 02 | 01 | Tichete de masa | | 9.368.000 | 4.664.000 | 4.615.906 | 4.615.906 | 4.326.773 | 289.133 | 4.327.172 |
| | | | 10 | 03 | | Contributii | | 35.131.120 | 19.853.960 | 19.699.904 | 19.699.904 | 19.294.534 | 405.370 | 20.023.451 |
| | | | 10 | 03 | 01 | Contributii de asigurari sociale de stat | | 25.178.000 | 13.954.000 | 13.884.007 | 13.884.007 | 13.840.208 | 43.799 | 14.491.503 |
| | | | 10 | 03 | 02 | Contributii de asigurari de somaj | | 735.800 | 448.800 | 429.661 | 429.661 | 407.679 | 21.982 | 427.014 |
| | | | 10 | 03 | 03 | Contributii de asigurari sociale de sanatate | | 7.794.400 | 4.589.700 | 4.572.973 | 4.572.973 | 4.279.763 | 293.210 | 4.483.353 |

| Capi- tol | Sub- capi- fol | Pa- ra- graf | Gru- pa / Titlu | Ar- ti- col | Ali- ne- at | Denumire indicator | Credite de angajament | Credite bugetare | | Angajamente bugetare | Angajamente legale | Plati efectuate | Angajamente legale de platit | Cheltuieli efective |
|--------------|----------------------|--------------------|-----------------------|-------------------|-------------------|----------------------------------------------------------------------------|--------------------------|---------------------------------------------------------------|--------------------------|-------------------------|-----------------------|--------------------|------------------------------------|------------------------|
| | | | | | | | | anuale aprobrate la finele perioadei de raportare | trimestriale cumulate | | | | | |
| A | | | | | | B | 1 | 2 | 3 | 4 | 5 | 6 | 7=5-6 | 8 |
| | | | 10 | 03 | 04 | Contributii de asigurari pentru accidente de munca si boli profesionale | | 428.920 | 264.460 | 253.119 | 253.119 | 230.768 | 22.351 | 241.707 |
| | | | 10 | 03 | 06 | Contributii pentru concedii si indemnizatii | | 994.000 | 597.000 | 560.144 | 560.144 | 536.116 | 24.028 | 379.874 |
| | | | 20 | | | TITLUL II BUNURI SI SERVICII | | 146.523.610 | 75.443.740 | 67.949.813 | 67.949.813 | 49.973.900 | 17.975.913 | 56.157.189 |
| | | | 20 | 01 | | Bunuri si servicii | | 36.142.986 | 19.535.220 | 16.964.545 | 16.964.545 | 14.104.113 | 2.860.432 | 14.852.679 |
| | | | 20 | 01 | 01 | Furnituri de birou | | 487.870 | 259.679 | 253.713 | 253.713 | 160.138 | 93.575 | 154.097 |
| | | | 20 | 01 | 02 | Materiale pentru curatenie | | 1.535.754 | 877.880 | 858.642 | 858.642 | 629.308 | 229.334 | 630.130 |
| | | | 20 | 01 | 03 | Incalzit, iluminat si forta motrica | | 6.444.630 | 4.210.246 | 3.659.195 | 3.659.195 | 3.342.907 | 316.288 | 3.418.348 |
| | | | 20 | 01 | 04 | Apa, canal si salubritate | | 1.799.315 | 949.655 | 834.171 | 834.171 | 710.517 | 123.654 | 813.065 |
| | | | 20 | 01 | 05 | Carburanti si lubrifianti | | 233.080 | 126.040 | 80.992 | 80.992 | 80.031 | 961 | 85.576 |
| | | | 20 | 01 | 06 | Piese de schimb | | 3.485.960 | 1.846.480 | 1.397.196 | 1.397.196 | 901.350 | 495.846 | 1.351.958 |
| | | | 20 | 01 | 07 | Transport | | 707.280 | 513.640 | 388.061 | 388.061 | 148.284 | 239.777 | 210.620 |
| | | | 20 | 01 | 08 | Posta, telecomunicatii, radio, tv, internet | | 501.482 | 248.740 | 243.412 | 243.412 | 216.716 | 26.696 | 208.078 |
| | | | 20 | 01 | 09 | Materiale si prestari de servicii cu caracter functional | | 6.480.715 | 3.505.860 | 2.653.884 | 2.653.884 | 2.250.766 | 403.118 | 1.987.062 |
| | | | 20 | 01 | 30 | Alte bunuri si servicii pentru intretinere si functionare | | 14.466.900 | 6.997.000 | 6.595.279 | 6.595.279 | 5.664.096 | 931.183 | 5.993.745 |
| | | | 20 | 02 | | Reparatii curente | | 1.406.240 | 603.120 | 321.619 | 321.619 | 300.345 | 21.274 | 269.631 |
| | | | 20 | 03 | | Hrana | | 3.645.760 | 1.792.880 | 1.751.955 | 1.751.955 | 1.604.132 | 147.823 | 1.669.508 |
| | | | 20 | 03 | 01 | Hrana pentru oameni | | 3.645.760 | 1.792.880 | 1.751.955 | 1.751.955 | 1.604.132 | 147.823 | 1.669.508 |
| | | | 20 | 04 | | Medicamente si materiale sanitare | | 98.055.350 | 50.794.380 | 46.480.655 | 46.480.655 | 32.216.947 | 14.263.708 | 37.682.875 |
| | | | 20 | 04 | 01 | Medicamente | | 72.619.630 | 37.806.020 | 33.624.921 | 33.624.921 | 21.995.004 | 11.629.917 | 25.366.277 |
| | | | 20 | 04 | 02 | Materiale sanitare | | 11.437.080 | 5.553.540 | 5.487.749 | 5.487.749 | 4.673.199 | 814.550 | 6.441.140 |
| | | | 20 | 04 | 03 | Reactivi | | 12.035.800 | 6.528.400 | 6.474.078 | 6.474.078 | 4.873.835 | 1.600.243 | 5.390.620 |
| | | | 20 | 04 | 04 | Dezinfectanti | | 1.962.840 | 906.420 | 893.907 | 893.907 | 674.909 | 218.998 | 484.838 |
| | | | 20 | 05 | | Bunuri de natura obiectelor de inventar | | 3.367.635 | 1.098.820 | 1.025.940 | 1.025.940 | 681.547 | 344.393 | 695.776 |

| Capi- tol | Sub- capi- tol | Pa- ra- graf | Gru- pa / Titlu | Ar- ti- col | Aii- ne- at | Denumire indicator | Credite de angajament | Credite bugetare | | Angajamente bugetare | Angajamente legale | Plati efectuate | Angajamente legale de platit | Cheltuieli efective |
|--------------|----------------------|--------------------|-----------------------|-------------------|-------------------|-------------------------------------------------------------------------------------------------------------------------------------------|--------------------------|--------------------------------------------------------------|--------------------------|-------------------------|-----------------------|--------------------|------------------------------------|------------------------|
| | | | | | | | | anuale aprobate la finele perioadei de raportare | trimestriale cumulate | | | | | |
| A | | | | | | B | 1 | 2 | 3 | 4 | 5 | 6 | 7=5-6 | 8 |
| | | | 20 | 05 | 01 | Uniforme si echipament | | 253.915 | 96.960 | 24.440 | 24.440 | 18.870 | 5.570 | 150.617 |
| | | | 20 | 05 | 03 | Lenjerie si accesorii de pat | | 355.120 | 77.560 | 77.500 | 77.500 | 22.457 | 55.043 | 74.853 |
| | | | 20 | 05 | 30 | Alte obiecte de inventar | | 2.758.600 | 924.300 | 924.000 | 924.000 | 640.220 | 283.780 | 470.306 |
| | | | 20 | 06 | | Deplasari, detasari, transferari | | 231.365 | 77.180 | 65.399 | 65.399 | 53.069 | 12.330 | 81.866 |
| | | | 20 | 06 | 01 | Deplasari interne, detasari, transferari | | 220.084 | 71.540 | 63.241 | 63.241 | 50.911 | 12.330 | 80.117 |
| | | | 20 | 06 | 02 | Deplasari in strainatate | | 11.281 | 5.640 | 2.158 | 2.158 | 2.158 | | 1.749 |
| | | | 20 | 09 | | Materiale de laborator | | 1.571.395 | 458.200 | 435.609 | 435.609 | 200.853 | 234.756 | 223.302 |
| | | | 20 | 11 | | Carti, publicatii si materiale documentare | | 10.000 | 6.000 | 1.561 | 1.561 | 1.561 | | 1.561 |
| | | | 20 | 12 | | Consultanta si expertiza | | 60.000 | 30.000 | 17.900 | 17.900 | 17.900 | | 17.900 |
| | | | 20 | 13 | | Pregatire profesionala | | 140.719 | 71.860 | 61.624 | 61.624 | 59.212 | 2.412 | 69.363 |
| | | | 20 | 14 | | Protectia muncii | | 100.000 | 65.000 | 65.000 | 65.000 | 29.017 | 35.983 | 28.361 |
| | | | 20 | 25 | | Cheltuieli judiciare si extrajudiciare derivate din actiuni in reprezentarea intereselor statului, potrivit dispozitiilor legale | | 12.000 | 6.000 | 20 | 20 | 20 | | 20 |
| | | | 20 | 30 | | Alte cheltuieli | | 1.780.160 | 905.080 | 757.986 | 757.986 | 705.184 | 52.802 | 564.347 |
| | | | 20 | 30 | 04 | Chirii | | 1.023.920 | 511.960 | 492.506 | 492.506 | 454.199 | 38.307 | 395.145 |
| | | | 20 | 30 | 30 | Alte cheltuieli cu bunuri si servicii | | 756.240 | 393.120 | 265.480 | 265.480 | 250.985 | 14.495 | 169.202 |
| | | | 59 | | | TITLUL XI ALTE CHELTUIELI | | 1.752.000 | 868.000 | 856.132 | 856.132 | 753.690 | 102.442 | 802.315 |
| | | | 59 | 01 | | Burse | | 1.752.000 | 868.000 | 856.132 | 856.132 | 753.690 | 102.442 | 802.315 |
| | | | 70 | | | CHELTUIELI DE CAPITAL | | 27.808.130 | 19.061.610 | 10.104.920 | 10.104.920 | 5.077.514 | 5.027.406 | 3.460.983 |
| | | | 71 | | | TITLUL XIII ACTIVE NEFINANCIARE | | 27.808.130 | 19.061.610 | 10.104.920 | 10.104.920 | 5.077.514 | 5.027.406 | 3.460.983 |
| | | | 71 | 01 | | Active fixe | | 27.808.130 | 19.061.610 | 10.104.920 | 10.104.920 | 5.077.514 | 5.027.406 | 3.460.983 |
| | | | 71 | 01 | 02 | Masini, echipamente si mijloace de transport | | 26.643.830 | 17.897.310 | 8.992.566 | 8.992.566 | 4.440.191 | 4.552.375 | 2.928.279 |
| | | | 71 | 01 | 03 | Mobilier, aparatura birotica si alte active corporale | | 803.300 | 803.300 | 797.971 | 797.971 | 322.940 | 475.031 | 180.441 |


| Capi- tol | Sub- capi- tol | Pa- ra- graf | Gru- pa / Titlu | Ar- ti- col | Ali- ne- at | Denumire indicator | Credite de angajament | Credite bugetare | | Angajamente bugetare | Angajamente legale | Plati efectuate | Angajamente legale de platit | Cheltuieli efective |
|--------------|----------------------|--------------------|-----------------------|-------------------|-------------------|--------------------------------------------------------------|--------------------------|-------------------------------------------------------------|--------------------------|-------------------------|-----------------------|--------------------|------------------------------------|------------------------|
| | | | | | | | | anuale aprobat la finele perioadei de raportare | trimestriale cumulate | | | | | |
| A | | | | | | B | 1 | 2 | 3 | 4 | 5 | 6 | 7=5-6 | 8 |
| | | | | | | active corporale | | 172.000 | 123.000 | 97.103 | 97.103 | 97.103 | | 8.110 |
| | | | 71 | 01 | 30 | Alte active fixe (inclusiv reparatii capitale) | | 3.000 | 3.000 | 1.561 | 1.561 | 1.561 | | 986 |
| | | | 71 | 03 | | Reparatii capitale aferente activelor fixe | | 25.000 | | | | | | |
| 6810 | | | | | | ASIGURARI SI ASISTENTA SOCIALA | | 590.000 | 360.000 | 201.591 | 201.591 | 164.278 | 37.313 | 200.894 |
| | | | 01 | | | CHELTUIELI CURENTE | | 590.000 | 360.000 | 201.591 | 201.591 | 164.278 | 37.313 | 200.018 |
| | | | 20 | | | TITLUL II BUNURI SI SERVICII | | 590.000 | 360.000 | 201.591 | 201.591 | 164.278 | 37.313 | 200.018 |
| | | | 20 | 01 | | Bunuri si servicii | | | | | | | | 1.084 |
| | | | 20 | 01 | 01 | Furnituri de birou | | | | | | | | 285 |
| | | | 20 | 01 | 02 | Materiale pentru curatenie | | | | | | | | 21 |
| | | | 20 | 01 | 30 | Alte bunuri si servicii pentru intretinere si functionare | | | | | | | | 778 |
| | | | 20 | 03 | | Hrana | | 590.000 | 360.000 | 201.591 | 201.591 | 164.278 | 37.313 | 198.805 |
| | | | 20 | 03 | 01 | Hrana pentru oameni | | 590.000 | 360.000 | 201.591 | 201.591 | 164.278 | 37.313 | 198.805 |
| | | | 20 | 04 | | Medicamente si materiale sanitare | | | | | | | | 129 |
| | | | 20 | 04 | 01 | Medicamente | | | | | | | | 47 |
| | | | 20 | 04 | 02 | Materiale sanitare | | | | | | | | 82 |
| | | | 70 | | | CHELTUIELI DE CAPITAL | | | | | | | | 876 |
| | | | 71 | | | TITLUL XIII ACTIVE NEFINANCIARE | | | | | | | | 876 |
| | | | 71 | 01 | | Active fixe | | | | | | | | 876 |
| | | | 71 | 01 | 02 | Masini, echipamente si mijloace de transport | | | | | | | | 876 |
| 7010 | | | | | | LOCUINTE, SERVICII SI DEZVOLETARE PUBLICA | | 10.000 | 3.500 | | | | | |
| | | | 01 | | | CHELTUIELI CURENTE | | 10.000 | 3.500 | | | | | |
| | | | 10 | | | TITLUL I CHELTUIELI DE PERSONAL | | 10.000 | 3.500 | | | | | |
| | | | 10 | 01 | | Cheltuieli salariale in bani | | 10.000 | 3.500 | | | | | |
| | | | 10 | 01 | 01 | Salarii de baza | | 10.000 | 3.500 | | | | | |



DIRECTOR ECONOMIC
STELIANA STANCIU

SEF SERVICIUL BUCET
RAMONA RADU

| Capi- tol | Sub- capi- tol | Pa- ra- graf | Gru- pa / Titlu | Ar- ti- col | Ali- ne- at | Denumire indicator | Prevederi bugetare anuale aprobrate la finele perioadei de raportare | Prevederi bugetare trimestriale cumulate | Drepturi constatate | | | Incasari realizate | Stingeri pe alte cai decat incasari | Drepturi constatate de incasat |
|--------------|----------------------|--------------------|-----------------------|-------------------|-------------------|-----------------------------------------------------------------------------------------------------------------------|----------------------------------------------------------------------------------------|---------------------------------------------------|---------------------|------------------------|--------------------|-----------------------|-------------------------------------------|--------------------------------------|
| | | | | | | | | | Total, din care: | din anii precedenti | din anul curent | | | |
| A | | | | | | B | 1 | 2 | 3=4+5 | 4 | 5 | 6 | 7 | 8=3-6-7 |
| 4310 | 10 | | | | | finantarea cheltuielilor curente din domeniul sanatatii | 1.200.000 | 1.200.000 | 1.044.155 | | 1.044.155 | 1.044.155 | | |
| | 14 | | | | | Subventii din bugetele locale pentru finantarea cheltuielilor de capital din domeniul sanatatii | 27.192.490 | 18.445.970 | 5.417.920 | | 5.417.920 | 5.417.920 | | |
| | 19 | | | | | Subventii pentru institutii publice | 96.000 | 78.000 | 96.000 | 95.432 | 568 | | | 96.000 |
| | 33 | | | | | Subventii din bugetul Fondului national unic de asigurari sociale de sanatate pentru acoperirea cresterilor salariale | 22.770.000 | 10.790.000 | 24.566.733 | | 24.566.733 | 24.566.733 | | |
| 4510 | | | | | | SUME PRIMITE DE LA UE/ALTI DONATORI IN CONTUL PLATILOR EFECTUATE SI | | | 56.784 | 56.784 | | | | 56.784 |
| | 01 | | | | | Fondul european de Dezvoltare Regionala | | | 56.784 | 56.784 | | | | 56.784 |
| | 02 | | | | | Sume primite in contul platilor efectuate in anii anteriori | | | 56.784 | 56.784 | | | | 56.784 |




DIRECTOR ECONOMIC
STELIUA STANCIU
Cu

SEF SERVICIUL BUGET
RAMONA RADU

| Capi- tol | Sub- capi- tol | Pa- ra- graf | Gru- pa / Titlu | Ar- ti- col | Ali- ne- at | Denumire indicator | Prevederi bugetare anuale aprobrate la finele perioadei de raportare | Prevederi bugetare trimestriale cumulate | Drepturi constatate | | | Incasari realizate | Stingeri pe alte cai decat incasari | Drepturi constatate de incasat |
|--------------|----------------------|--------------------|-----------------------|-------------------|-------------------|-----------------------------------------|----------------------------------------------------------------------------------------|---------------------------------------------------|---------------------|------------------------|--------------------|-----------------------|-------------------------------------------|--------------------------------------|
| | | | | | | | | | Total, din care: | din anii precedenti | din anul curent | | | |
| A | | | | | | B | 1 | 2 | 3=4+5 | 4 | 5 | 6 | 7 | 8=3-6-7 |
| 4310 | 33 | | | | | pentru acoperirea cresterilor salariale | 22.770.000 | 10.790.000 | 24.566.733 | | 24.566.733 | 24.566.733 | | |

PRIMAR
NICOLAE ROSU



DIRECTOR ECONOMIC
STELIANA STANCIU

9-

SEF SERVICIUL BUDGET
RAMONA RATU

**CONTUL DE EXECUTIE AL INSTITUTIILOR PUBLICE FINANTATE
DIN VENITURI PROPRII SI SUBVENTII DIN BUGETUL LOCAL - VENITURI
SECTIUNEA DE DEZVOLTARE
30 06 2017**

Pag. 1 -lei-

| Capi- tol | Sub- capi- tol | Pa- ra- graf | Gru- pa / Titlu | Ar- ti- col | Ali- ne- at | Denumire indicator | Prevederi bugetare anuale aprobrate la finele perioadei de raportare | Prevederi bugetare trimestriale cumulate | Drepturi constatate | | | Incasari realizate | Stingeri pe alte cai decat incasari | Drepturi constatate de incasat |
|--------------|----------------------|--------------------|-----------------------|-------------------|-------------------|-------------------------------------------------------------------------------------------------------|----------------------------------------------------------------------------------------|---------------------------------------------------|---------------------|------------------------|--------------------|-----------------------|-------------------------------------------|--------------------------------------|
| | | | | | | | | | Total, din care: | din anii precedenti | din anul curent | | | |
| A | | | | | | B | 1 | 2 | 3=4+5 | 4 | 5 | 6 | 7 | 8=3-6-7 |
| 0001 | 10 | | | | | TOTAL VENITURI-VENITURI | 28.245.130 | 19.281.610 | 6.085.565 | 165.025 | 5.920.540 | 5.919.972 | | 165.593 |
| 0002 | | | | | | I. VENITURI CURENTE | 956.640 | 757.640 | 514.861 | 12.809 | 502.052 | 502.052 | | 12.809 |
| 2900 | | | | | | C. VENITURI NEFISCALE | 956.640 | 757.640 | 514.861 | 12.809 | 502.052 | 502.052 | | 12.809 |
| 3300 | | | | | | C2. VANZARI DE BUNURI SI SERVICII | 956.640 | 757.640 | 514.861 | 12.809 | 502.052 | 502.052 | | 12.809 |
| 3610 | | | | | | DIVERSE VENITURI | | | 12.809 | 12.809 | | | | 12.809 |
| | 32 | | | | | Sume provenite din finantarea bugetara a anilor precedenti | | | 12.809 | 12.809 | | | | 12.809 |
| | | 02 | | | | Sume provenite din finantarea bugetara a anilor precedenti, aferente sectiunii de dezvoltare | | | 12.809 | 12.809 | | | | 12.809 |
| 3710 | | | | | | TRANSFERURI VOLUNTARE, ALTELE DECAT SUBVENTIILE | 956.640 | 757.640 | 502.052 | | 502.052 | 502.052 | | |
| | 04 | | | | | Varsaminte din sectiunea de functionare | 956.640 | 757.640 | 502.052 | | 502.052 | 502.052 | | |
| 4100 | 10 | | | | | IV. SUBVENTII | 27.288.490 | 18.523.970 | 5.513.920 | 95.432 | 5.418.488 | 5.417.920 | | 96.000 |
| 4310 | | | | | | SUBVENTII DE LA ALTE ADMINISTRATII | 27.288.490 | 18.523.970 | 5.513.920 | 95.432 | 5.418.488 | 5.417.920 | | 96.000 |
| | 14 | | | | | Subventii din bugetele locale pentru finantarea cheltuielilor de capital din domeniul sanatatii | 27.192.490 | 18.445.970 | 5.417.920 | | 5.417.920 | 5.417.920 | | |
| | 19 | | | | | Subventii pentru institutii publice | 96.000 | 78.000 | 96.000 | 95.432 | 568 | | | 96.000 |
| 4510 | | | | | | SUME PRIMITE DE LA UE/ALTI DONATORI IN CONTUL PLATILOR EFECTUATE SI | | | 56.784 | 56.784 | | | | 56.784 |
| | 01 | | | | | Fondul European de Dezvoltare Regionala | | | 56.784 | 56.784 | | | | 56.784 |
| | 02 | | | | | Sume primite in contul platilor efectuate in anii anteriori | | | 56.784 | 56.784 | | | | 56.784 |

PRIMAR
NICOLAE ROBU

DIRECTOR ECONOMIC,
STELIANA STANCIU

SEF SERVICIU BUGET,
RAMONA RADU